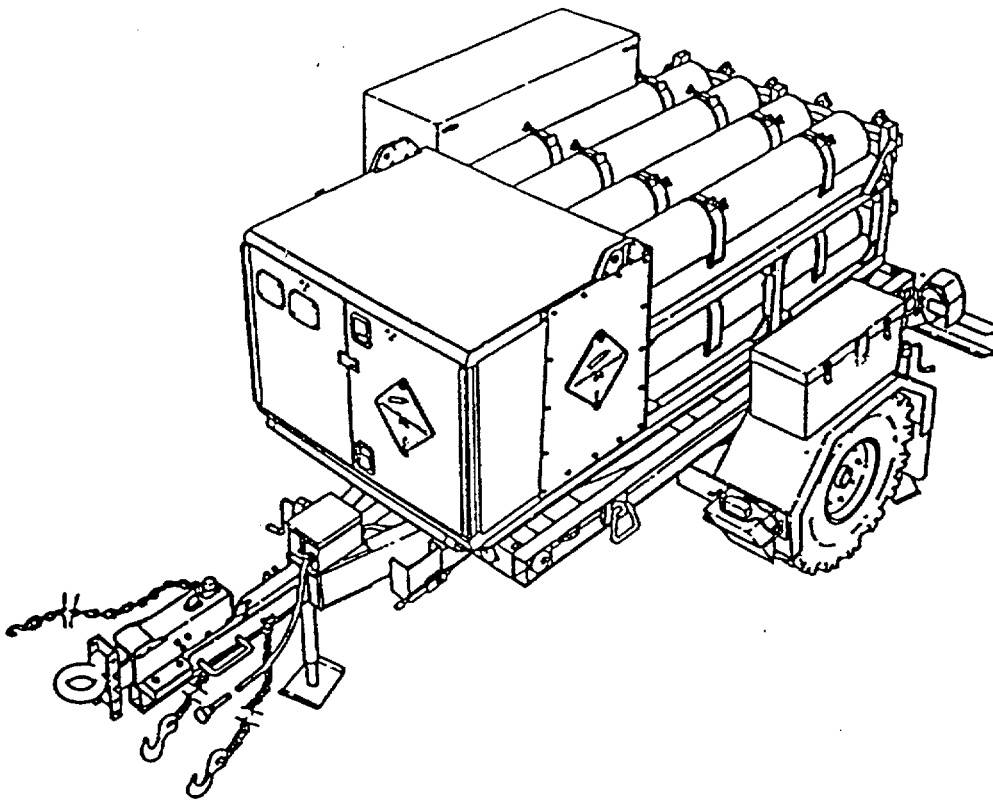


TECHNICAL MANUAL

**UNIT, DIRECT SUPPORT AND GENERAL SUPPORT MAINTENANCE
REPAIR PARTS AND SPECIAL TOOLS LIST**

**SERVICING UNIT, COMPRESSED GAS, MOBILE
(NSN 4220-01-369-7915)**



DISTRIBUTION STATEMENT A: Approved for public release; distribution is unlimited.

**HEADQUARTERS, DEPARTMENT OF THE ARMY
9 AUGUST 1996**

**UNIT, DIRECT SUPPORT AND GENERAL SUPPORT
 MAINTENANCE REPAIR PARTS AND SPECIAL TOOLS LIST**

**FOR
 SERVICING UNIT, COMPRESSED GAS, MOBILE
 (NSN: 4220-01-369-7915)**

REPORTING ERRORS AND RECOMMENDING IMPROVEMENTS

You can help improve this publication. If you find any mistakes, or if you know of a way to improve these procedures, please let us know. Mail your letter or DA Form 2028 (Recommended Changes to Publications and Blank Forms) directly to: Commander, US Army Aviation and Troop Command, ATTN: AMSAT-I-MP, 4300 Goodfellow Blvd., St Louis, MO 63120-1798. You may also submit your recommended changes by E-mail directly to <mpmt%avma28@st-louis-emh7.army.mil>. A reply will be furnished directly to you. Instructions for sending an electronic 2028 may be found at the back of this publication.

DISTRIBUTION STATEMENT A: Approved for public release; distribution is unlimited.

TABLE OF CONTENTS

	Page	Illus/Figure
Section I Introduction	1	
Section II Repair Parts Lists	1-1	1
Group 00 Servicing Unit, Compressed Gas Mobile	1-1	1
Servicing Unit	1-1	1
Group 01 Body Assembly	2-1	2
Body Assembly	2-1	2
Door Assembly, Left-hand.....	3-1	3
Door Assembly, Right-hand	4-1	4
Control Panel Assembly	5-1	5
Pressure Regulator	6-1	6
Panel Assembly, Left-hand	7-1	7
Panel Assembly, Left-hand	8-1	8

	Page	Illus/Figure
Hose Assembly, Fill Station	9-1	9
Trough Assembly	10-1	10
Bracket Assembly, Cylinder Holddown	11-1	11
Mounting Base Assembly	12-1	12
Group 02 Trailer Assembly	13-1	13
Trailer Assembly	13-1	13
Trailer	14-1	14
Tire and Wheel Assembly	15-1	15
Axle Assembly	16-1	16
Hub and Drum Assembly	17-1	17
Brake Assembly	18-1	18
Kit, Hydraulic Brake	19-1	19
Surge Actuator	20-1	20
Handbrake and Cross Shaft Assembly	21-1	21
Cable Assembly	22-1	22
Wiring Harness Assembly	23-1	23
Box Assembly, Electrical	24-1	24
Tool Box, Trailer	25-1	25
Group 03 Accessories	BULK-1	
Section III Special Tools and Test Equipment	30-1	
Section IV Cross-Reference Indexes.....	I-1	
National Stock Number Index	I-1	
Part Number Index	I-2	

REPAIR PARTS AND SPECIAL TOOLS LISTS

Section I. Introduction

1. SCOPE.

This RPSTL lists and authorizes spares and repair parts; special tools; special test, measurements, and diagnostic equipment (TM DE); and other special support equipment required for performance of organizational, direct support, and general support maintenance of the Servicing Unit, Compressed Gas, Mobile. It authorizes the requisitioning, issue, and disposition of spares, repair parts and special tools as indicated by the source, maintenance and recoverability (SMR) codes.

2. GENERAL.

In addition to Section I, Introduction, this Repair Parts and Special Tools List is divided into the following sections:

a. Section II. Repair Parts List. A list of spares and repair parts authorized by this RPSTL for use in the performance of maintenance. The list also includes parts which must be removed for replacement of the authorized parts. Parts lists are composed of functional groups in ascending alphanumeric sequence, with the parts in each group listed in ascending figure and item number sequence. Bulk materials are listed in item name sequence. Repair parts kits are listed separately in their own functional group within Section II. Repair parts for repairable special tools are also listed in the section.

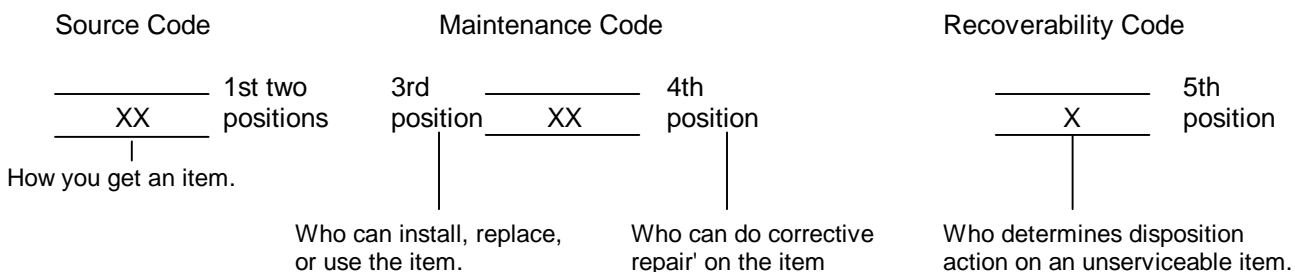
b. Section III. Special Tools List. A list of special tools, special TMDE, and other special support equipment authorized by this RPSTL (as indicated by Basis of Issue (BOI) information in DESCRIPTION AND USABLE ON CODE (UOC) column) for the performance of maintenance.

c. Section IV. National Stock Number and Part Number Index. A list, in National Item Identification Number (NIIN) sequence, of all National stock numbered items appearing in the listing, followed by a list in alphanumeric sequence of all part numbers appearing in the listings. National stock numbers and part numbers are cross-referenced to each illustration/figure and item number appearance. The figure and item number index lists figure and item numbers in alphanumeric sequence and cross-references NSN, CAGE, and part numbers.

3. EXPLANATION OF COLUMNS (SECTIONS II AND III).

a. ITEM NO. [Column (1)]. Indicates the number used to identify items called out in the illustration.

b. SMR CODE [Column (2)]. The Source, Maintenance, and Recoverability (SMR) code is a five-position code containing supply/requisitioning information, maintenance category authorization criteria, and disposition instruction, as shown in the following breakout:



* Complete Repair: Maintenance capacity, capability, and authority to perform all corrective maintenance tasks of the Repair function in a use/user environment in order to restore serviceability to a failed item.

- (1) **Source Code.** The source code tells you how to get an item needed for maintenance, repair, or overhaul of an end item/equipment. Explanations of source codes follow:

<u>Code</u>	<u>Application/Explanation</u>
PA PB PC PD PE PF PG	Stocked items; use the applicable NSN to request/requisition items with these source codes. They are authorized to the category indicated by the code entered in the 3rd position of the SMR code. **NOTE: <i>Items coded PC are subject to deterioration</i>
KD KF KB	Items with these codes are not to be requested/requisitioned individually. They are part of a kit which is authorized to the maintenance category indicated in the 3rd position of the SMR code. The complete kit must be requisitioned and applied.
MO - Made at ORG Level MF - Made at DS Level MH - Made at GS Level MD - Made at Depot Level	Items with these codes are not to be requested/requisitioned individually. They must be made from bulk material which is identified by the part number in the DESCRIPTION column and listed in the bulk material group of the repair parts list in this RPSTL. If the item is authorized to you by the 3rd position of the SMR code, but the source code indicates it is made at a higher level, order the item from the higher level maintenance.
AO - Assembled by ORG Level AF - Assembled by DS Level AH - Assembled by GS Level AD - Assembled by Depot Level	Items with these codes are not to be requested/requisitioned individually. The parts that make up the assembled item must be requisitioned or fabricated and assembled at the level of maintenance indicated by the source code. If the 3rd position of the SMR code authorizes you to replace the item, but the source code indicates that the item is assembled at a higher level, order the item from the higher level maintenance.

XA - DO NOT requisition an "XA" -coded item. Order its next higher assembly.

XB - If an "XB" item is not available from salvage, order it using the CAGE and part number given.

XC - Installation drawing, diagram, instruction sheet, field service drawing, that is identified by manufacturer's part number.

XD - Item is not stocked. Order an "XD" -coded item through normal supply channels using the CAGE and part number given, if no NSN is available.

NOTE

Cannibalization or controlled exchange, when authorized, may be used as a source of supply for items with the above source codes, except for those source coded "XA" or those aircraft support items restricted by requirements of AR 750-1.

(2) Maintenance Code. Maintenance codes tell you the level(s) of maintenance authorized to USE and REPAIR support items. The maintenance codes are entered in the third and fourth position of the SMR code as follows:

(a) The maintenance code entered in the third position tells you the lowest maintenance level authorized to remove, replace, and use an item. The maintenance code entered in the third position will indicate authorization to one of the following levels of maintenance.

<u>Code</u>	<u>Application/Explanation</u>
C	- Crew or operation maintenance done within unit maintenance maintenance.
O	- Unit maintenance or aviation unit can remove, replace, and use the item.
F	- Direct support (DS) level can remove, replace, and use the item.
H	- General support (GS) level can remove, replace, and use the item.
L	- Specialized repair activity can remove, replace, and use the item.
D	- Depot level can remove, replace, and use the item.

NOTE

Some limited repair may be done on the item at a lower level of maintenance, if authorized by the Maintenance Allocation Chart (MAC) and SMR codes.

(b) The maintenance code entered in the fourth position tells whether or not the item is to be repaired and identifies the lowest maintenance level with the capability to do complete repair (i.e., perform all authorized "Repair" functions). This position will contain one of the following maintenance codes:

<u>Code</u>	<u>Application/Explanation</u>
O	- Unit maintenance or aviation unit is the lowest level that can do complete repair of the item.
F	- Direct support or aviation intermediate is the lowest level that can do complete repair of the item.
H	- General support is the lowest level that can do complete repair of the item.
L	- Specialized repair activity is the lowest level that can do complete repair of the item.
D	- Depot is the lowest level that can do complete repair of the item.
Z	- Nonreparable. No repair is authorized.
B	- No repair is authorized. (No parts or special tools are authorized for the maintenance of a "B"-coded item). However, the item may be reconditioned by adjusting, lubricating, etc., at the user level.

(3) **Recoverability Code**. Recoverability codes are assigned to items to indicate the disposition action on unserviceable items. The recoverability code is entered in the fifth position of the SMR code as follows:

<u>Code</u>	<u>Application/Explanation</u>
Z	- Nonreparable item. When unserviceable, condemn and dispose of the item at the level of maintenance shown in the 3d position of the SMR code.

<u>Code</u>	<u>Application/Explanation</u>
0	- Reparable item. When uneconomically reparable, condemn and dispose of the item at unit maintenance or aviation unit level.
F	- Reparable item. When uneconomically reparable, condemn and dispose of the item at the direct support or aviation intermediate level.
H	- Reparable item. When uneconomically reparable, condemn and dispose of the item at the general support (GS) level.
D	- Reparable item. When beyond lower level repair capability, return to depot. Condemnation and disposal of item not authorized below depot level.
L	- Reparable item. Condemnation and disposal of item not authorized below specialized repair activity (SRA).
A	- Item requires special handling or condemnation procedures because of specific reasons (e.g., precious metal content, high dollar value, critical material, or hazardous material). Refer to appropriate manuals/directives for specific instructions.

c. **CAGEC [Column (3)].** The Commercial and Government Entity (CAGE) Code (C) is a five-digit alphanumeric code which is used to identify the manufacturer, distributor, or Government agency, etc., that supplies the item.

d. **PART NUMBER [Column (4)].** Indicates the primary number used by the manufacturer (individual, company, firm, corporation, or Government activity), which controls the design and characteristics of the item by means of its engineering drawings, specifications standards, and inspection requirements to identify an item or range of items.

NOTE

When you use an NSN to requisition an item, the item you receive may have a different part number from the part ordered.

- e. **DESCRIPTION AND USABLE ON CODE (UOC) [Column (5)].** This column includes the following information:
- (1) The Federal Item name and, when required, a minimum description to identify the item.
 - (2) Physical security classification. Not Applicable.
 - (3) Items that are included in kits and sets are listed below the name of the kit or set on Figure KIT.
 - (4) Spare/repair parts that make up an assembled item are listed immediately following the assembled item line entry.
 - (5) Part numbers for bulk materials are referenced in this column in the line item entry for the item to be manufactured/fabricated.
 - (6) When the item is not used with all serial numbers of the same model, the effective serial numbers are shown on the last line(s) of the description (before UOC). (See paragraph 5, Special information)
 - (7) The usable on code does not differ for parts on the Servicing Unit, Compressed Gas, Mobile.
 - (8) In the Special Tools List section, the basis of issue (BOI) appears as the last line(s) in the entry for each special tool, special TMDE, and special support equipment. When density of equipments supported exceeds density spread indicated in the basis of issue, the total authorization is increased proportionately.

- (9) The statement "END OF FIGURE" appears just below the last item description in Column 5 for a given figure in both Section II and Section III.

f. **QTY [Column (6)].** The QTY (quantity per figure) column indicates the quantity of the item used in the breakout shown on the illustration/figure, which is prepared for a functional group, sub-functional group, or an assembly. A "V" appearing in this column in lieu of a quantity indicates that the quantity is variable and the quantity may vary from application to application.

4. EXPLANATION OF COLUMNS (SECTION IV).

a. **National Stock Number (NSN) Index.**

- (1) **STOCK NUMBER Column.** This column lists the NSN by National Item Identification Number sequence. The NIIN consists of the last nine digits of the NSN. (i.e., NSN When using this column to locate an item, ignore the first 4 digits of the NSN. However, 5305-01-674-146/) the complete NSN should be used when ordering items by stock number. NIIN
- (2) **FIG. Column.** This column lists the number of the figure where the item is identified/located. The figures are in numerical order in Section II and Section III.
- (3) **ITEM Column.** The item number identifies the item associated with the figure listed in the adjacent FIG. column. This item is also identified by the NSN listed on the same line.

b. **Part Number Index.** Part numbers in this index are listed by pad number in ascending alphanumeric sequence (i.e., vertical arrangement of letter and number combination which places the first letter or digit of each group in order A through Z, followed by the numbers 0 through 9 and each following letter or digit in like order).

- (1) **CAGEC Column.** The Commercial and Government Entity (CAGE) Code (C) is a five-digit alphanumeric code used to identify the manufacturer, distributor, or Government agency, etc., that supplies the item.
- (2) **PART NUMBER Column.** Indicates the primary number used by the manufacturer (individual, firm, corporation, or Government activity), which controls the design and characteristics of the item by means of its engineering drawings, specifications standards and inspection requirements to identify an item or range of items.
- (3) **STOCK NUMBER Column.** This column lists the NSN for the associated part number and manufacturer identified in the PART NUMBER and CAGE columns to the left.
- (4) **FIG. Column.** This column lists the number of the figure where the item is identified/located in Section II and Section III.
- (5) **ITEM Column.** The item number is that number assigned to the item as it appears in the figure referenced in the adjacent figure number column.

c. **Figure and Item Number Index.**

- (1) **FIG. Column.** This column lists the number of the figure where the item is identified/located in Section II and III.
- (2) **ITEM Column.** The item number is that number assigned to the item as it appears in the figure referenced in the adjacent figure number column.
- (3) **STOCK NUMBER Column.** This column lists the NSN for the item.
- (4) **CAGEC Column.** The Commercial and Government Entity (CAGE) Code (C) is a five-digit alphanumeric code used to identify the manufacturer, distributor, or Government agency, etc., that supplies the item.

- (5) **PART NUMBER Column.** Indicates the primary number used by the manufacturer (individual, firm, corporation, or Government activity), which controls the design and characteristics of the item by means of its engineering drawings, specifications standards and inspection requirements to identify an item or range of items.

5. SPECIAL INFORMATION.

a. **Usable On Code.** The usable on code appears in the lower left hand corner of the Description column heading. Usable on codes are shown as "UOC:" in the Description Column (justified left) on the first line applicable item description/nomenclature. Uncoded items are applicable to all models. Identification of the usable on codes used in the RPSTL are:

<u>Code</u>	<u>Used On</u>	
PAA	Model M114	(These codes are model numbers are examples only.)
PAB	Model M114A	
PAC	Model M114B	

b. **Fabrication Instructions.** Bulk materials required to manufacture items are listed in the Bulk Materiel Function Group of this RPSTL. Part numbers for bulk materials are also referenced in the DESCRIPTION column, of the line item entry for the item to be manufactured/fabricated. Detailed fabrication instructions for items source coded to be manufactured or fabricated are found in **TM 5-4220-233-14**.

c. **Assembly Instructions.** Detailed assembly instructions for items source coded to be assembled from component spare/repair parts are found in TM5-4220-233-14. Items that make up the assembly are listed immediately following the assembly item entry or reference is made to an applicable figure.

d. **Kits.** Line item entries for repair parts kits appear in a group in Section II (see table of contents).

e. **Index Numbers.** Items which have the word BULK in the FIG. column will have an index number shown in the item column. This index number is a cross-reference between the National Stock Number/Part Number Index and the bulk materiel list in Section II.

f. **Associated Publications.** The publication(s) listed below pertain to Servicing Unit, Compressed Gas, Mobile and its components:

<u>Publication</u>	<u>Short Title</u>
TM5-4220-233-14	Servicing Unit, Compressed Gas, Mobile

6. HOW TO LOCATE REPAIR PARTS.

a. **When National Stock Number or Part Number is Not Known:**

- (1) **First.** Using the Table of Contents, determine the assembly group or subassembly group to which the item belongs. This is necessary since figures are prepared for assembly groups and subassembly groups, and listings are divided into the same groups.
- (2) **Second.** Find the figure covering the assembly group or subassembly group to which the item belongs.
- (3) **Third.** Identify the item on the figure and use the Figure and Item Number Index to find the NSN.

b. When National Stock Number or Part Number is Known:

- (1) **First.** Using the National Stock Number or Part Number Index, find the pertinent National Stock Number or Part Number. The NSN index is in National Item Identification Number (NIIN) sequence (see 4.a.). The part numbers in the Part Number Index are listed in ascending alphanumeric sequence (see 4.b.). Both indexes cross-reference you to the illustration/figure and item number of the item you are looking for.
- (2) **Second.** Turn to the figure and item number, verify that the item is the one you're looking for, then locate the item number in the repair parts list for the figure.

7. ABBREVIATIONS.

For standard abbreviations see MIL-STD-12D, *Military Standard Abbreviations for Use on Drawings, Specifications, Standards, and in Technical Documents*.

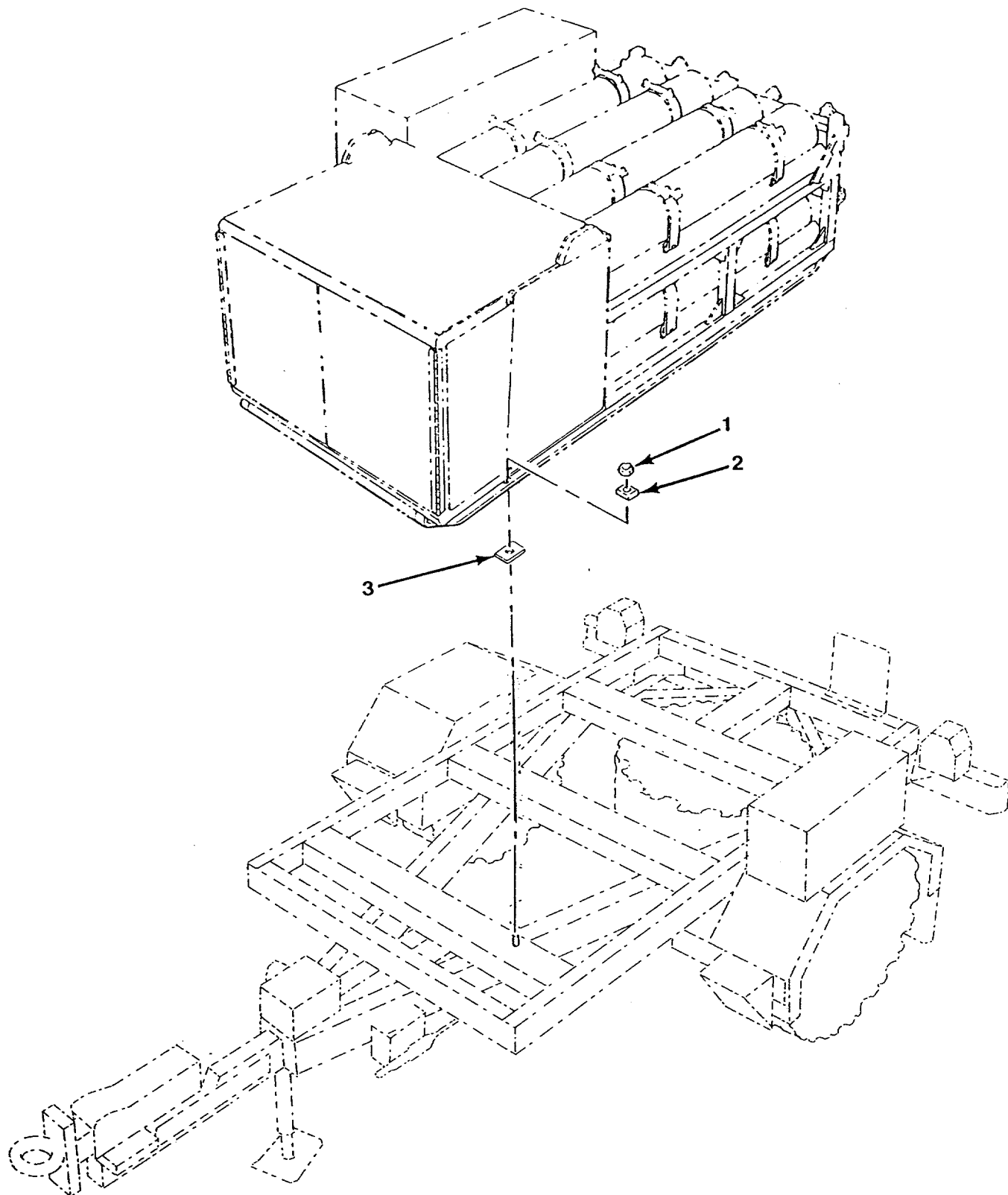


FIGURE 1. SERVICING UNIT INSTALLATION.

SECTION II

TM5-4220-233-24P

(1) ITEM NO	(2) SMR CODE	(3) NSN	(4) CAGEC	(5) PART NUMBER	(6) DESCRIPTION AND USABLE ON CODES (UOC)	(7) QTY
-------------------	--------------------	------------	--------------	-----------------------	--	------------

GROUP 00 SERVICING UNIT, COMPRESSED
GAS, MOBILE

FIG. 1 SERVICING UNIT INSTALLATION

1	PAOZZ		96906	NS17829-10F	NUT SELF-LOCKING,HE	6
2	PAOZZ		39428	90845A035	WASHER, BEVELED	6
3	MOOZZ		4X630	833-00-200	GASKET, INSULATING	6

END OF FIGURE

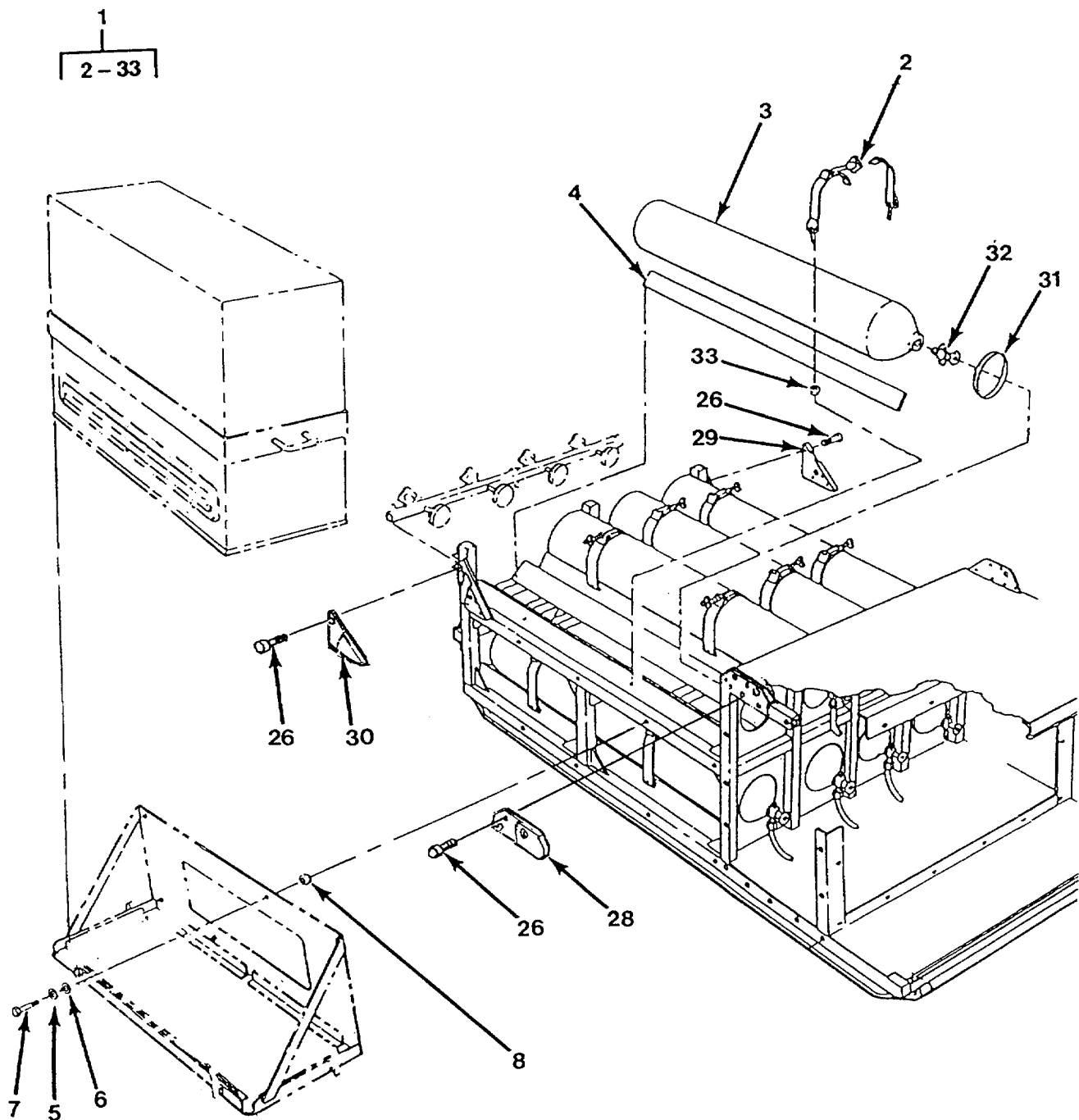


FIGURE 2. BODY ASSEMBLY (SHEET 1 OF 2).

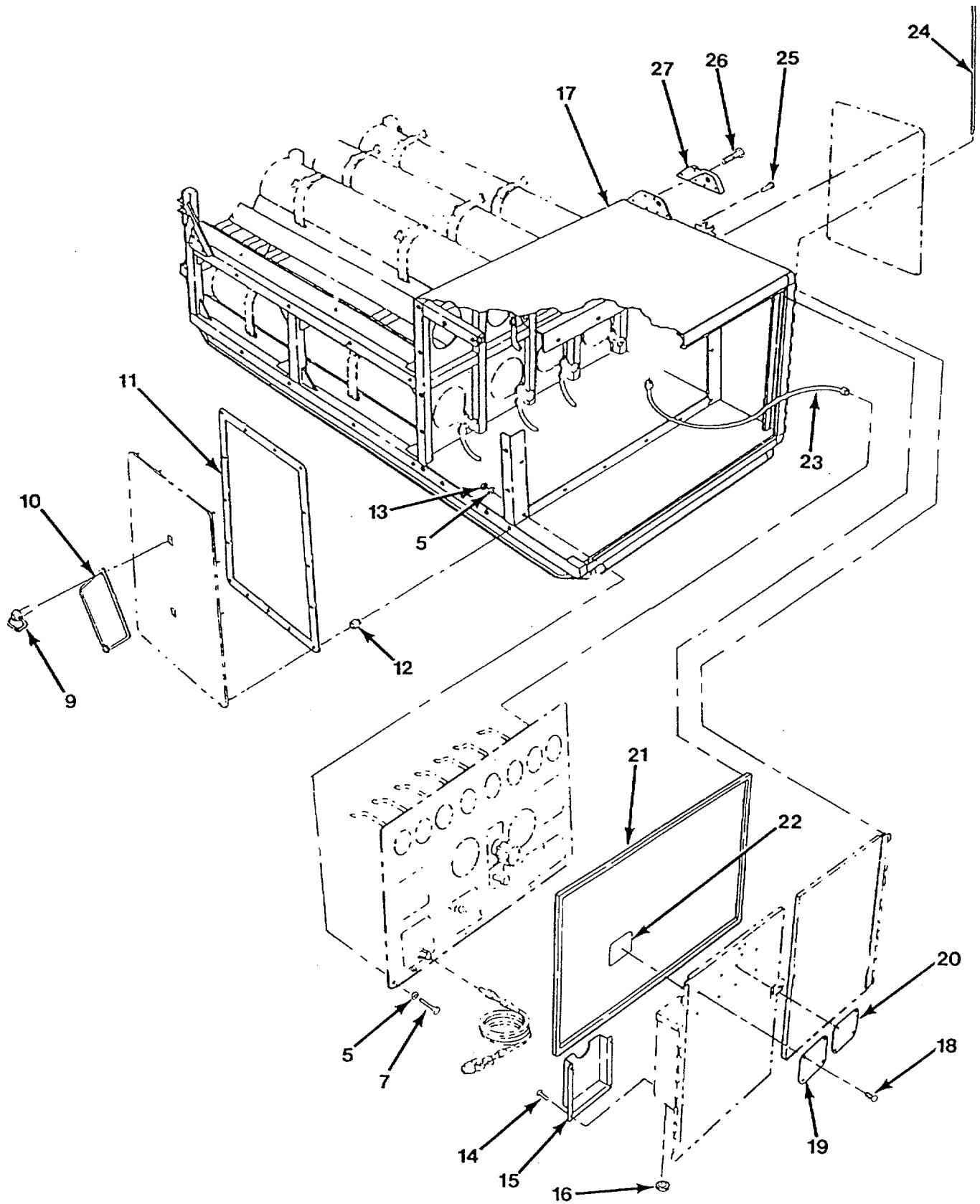


FIGURE 2. BODY ASSEMBLY (SHEET 2 OF 2)

SECTION II

TM5-4220-233-24P

(1) ITEM NO	(2) SMR CODE	(3) NSN	(4) CAGEC	(5) PART NUMBER	(6) DESCRIPTION AND USABLE ON CODES (UOC) GROUP 01 BODY ASSEMBLY, SERVICING UNIT FIG. 2 BODY ASSEMBLY	(7) QTY
1	XBOFF		4X630	833-02-000	BODY ASSY, SERV UN	1
2	PAOZZ		14242	ST 1501	.CLAMP ASSEMBLY, CYL.....	16
3	PBOLL		19099	13230E5850	.CYL, BREATHING AIR	8
4	MOOZZ		4X630	833-02-205	.STRIP, VIB ELIM MAKE FROM ULTR-..... HIGH MOLECULAR POLYETHELENE .125THK.	16
5	PAOZZ		96906	MS15795-810	.WASHER FLAT	40
6	PAOZZ	5310005432740	96906	MS35333-74	.WASHER,LOCK	8
7	PAOZZ	5305002078253	96906	MS35307-308	.SCREW,CAP,HEXAGON H	24
8	PAOZZ		2X761	RNS250-260	.RIVNUT, KEYLESS	8
9	PAOZZ		94222	85-16-420-16	.FASTENER, 1/4-TURN.....	6
10	XBOZZ		4X630	833-02-013	.PLACARD ASSY, HAZ	3
11	PAOZZ		39428	8694K62	.WEATERSTRIP, NPRN	1
12	PAOZZ		94222	85-35-308-55	.RECEPTACLE, TURNLOC	30
13	PAOZZ	5310002416604	96906	MS17830-4C	.NUT,SELF-LOCKING,HE	16
14	PAOZZ	5305000593659	96906	MS51958-63	.SCREW,MACHINE	4
15	BDZZ		4X630	833-02-501	.DOCUMENT HOLDER	1
16	PAOZZ		39428	9688K31	.PLUG, DRAIN, NYLON	6
17	XBFFF		4X630	833-02-001	.FR WLDMT, SERV UNN	1
18	PAOZZ	5320009572515	96906	MS20604AD4W2	.RIVET,BLIND	8
19	XBOZZ		4X630	833-02-901-1	.PLATE, UNIT IDENT	1
20	XBOZZ		4X630	833-00-902	.PL, SHPNG INSTR	1
21	PAOZZ		39428	8694K77	.WEATERSTRIP, NPRN	1
22	XBOZZ		4X630	833-02-908	.PLATE. WARN ING	1
23	PAOZZ		19099	13230E5852	.PIGTAIL, FLEXIBLE	8
24	MOOZZ		4X630	833-02-209-1	.PIN, HINGE MAKE FROM .250IN DIA..... BRASS BAR STOCK P/N QQ-B-626	2
25	PAOZZ		96906	MS20604AD5W6	.RIVET, BLIND	4
26	PAOZZ	5305009887616	96906	MS16995-52	.SCREW,CAP,SOCKET HE	20
27	XBOZZ		4X630	833-02-216	.STANDOFF, LFT CABLE	1
28	XBO'ZZ		4X630	833-02-217	.STANDOFF, LFT CABLE	1
29	XBOZZ		4X630	833-02-218	.STANDOFF, LFT CABLE	1
30	XBOZZ		4X630	833-02-219	.STANDOFF, LFT CABLE	1
31	PAOZZ		39428	8693K22	.BUMPER, NONMETTALIC	1
32	PAOZZ		19099	13230E5851	.VALVE, SHUTOFF, CYL	8
33	PAOZZ		2X761	RNS616-285	.RIVNUT, KEYLESS	32

END OF FIGURE

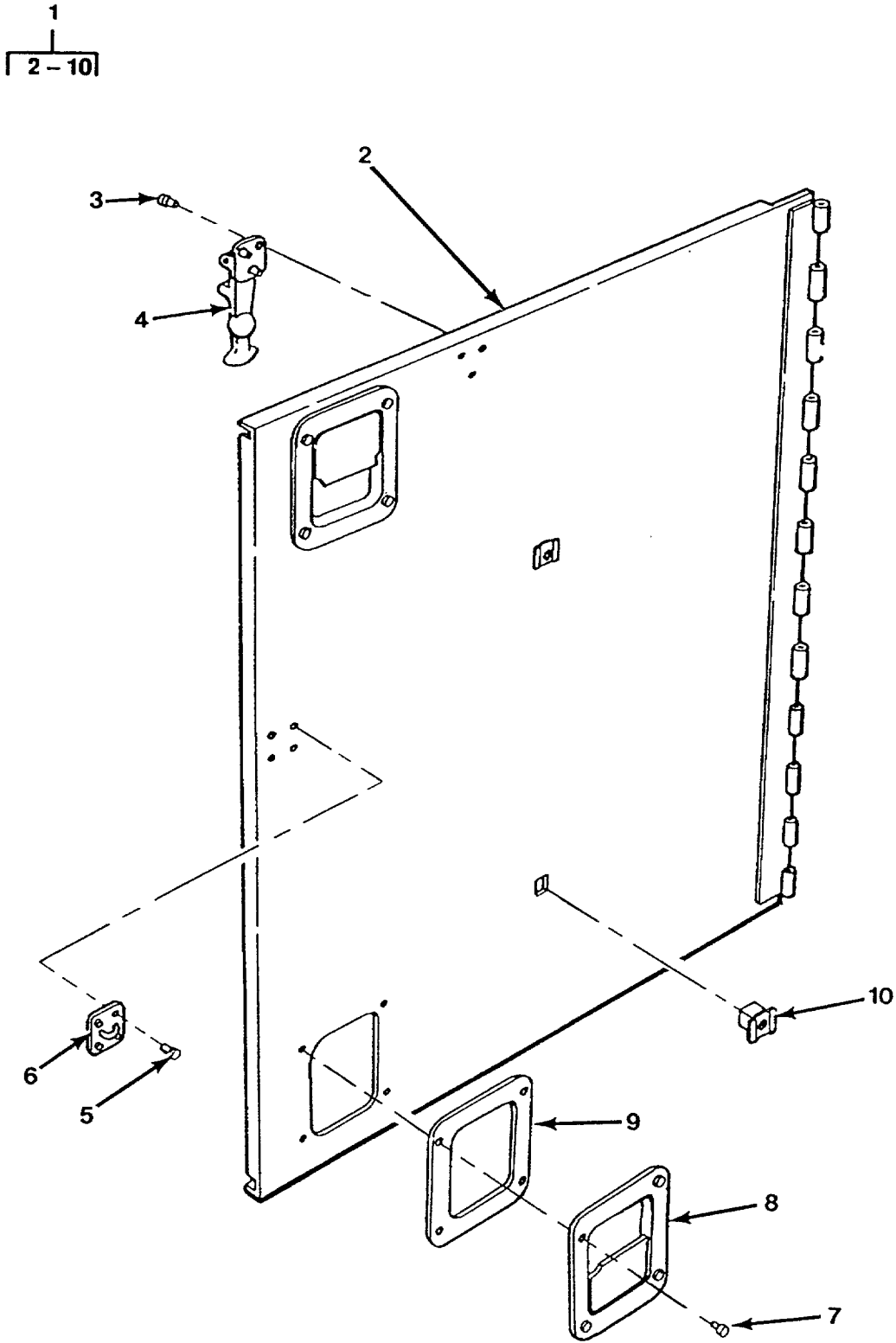


FIGURE 3. DOOR ASSEMBLY, LEFT HAND.

SECTION II

TM5-4220-233-24P

(1) ITEM NO	(2) SMR CODE	(3) NSN	(4) CAGEC	(5) PART NUMBER	(6) DESCRIPTION AND USABLE ON CODES (UOC) GROUP 01 BODY ASSEMBLY, SERVICING UNIT	(7) QTY
FIG. 3 DOOR ASSEMBLY, LEFT HAND						
1	XBOFF		4X630	833-02-003	..DOOR ASSY, LH	1
2	XBFFZ		4X630	833-02-004	...WLDMT, DOOR, LH	1
3	PAFZZ	5320001176884	96906	MS20426AD5-7	...RIVET,SOLID	3
4	PAFZZ		88893	190	...HOLDOWN, DOOR	1
5	PAFZZ		96906	MS20470AD7-6	...RIVET, SOL, UNV HD	4
6	XBFFZ		03007	STS9133	...SHACKLE	1
7	PAFZZ	5320001176853	96906	HS20470AD6-8	...RIVET,SOLID	8
8	PAFZZ		19220	3-4820 SS	...HANDLE, PADDLE LCH	2
9	MFFZZ		4X630	833-02-204	...GASKET, HANDLE	2
10	PAOZZ	5325013017903	94222	85-35-309-56	...RECEPTACLE,TURNLOCK	2

END OF FIGURE

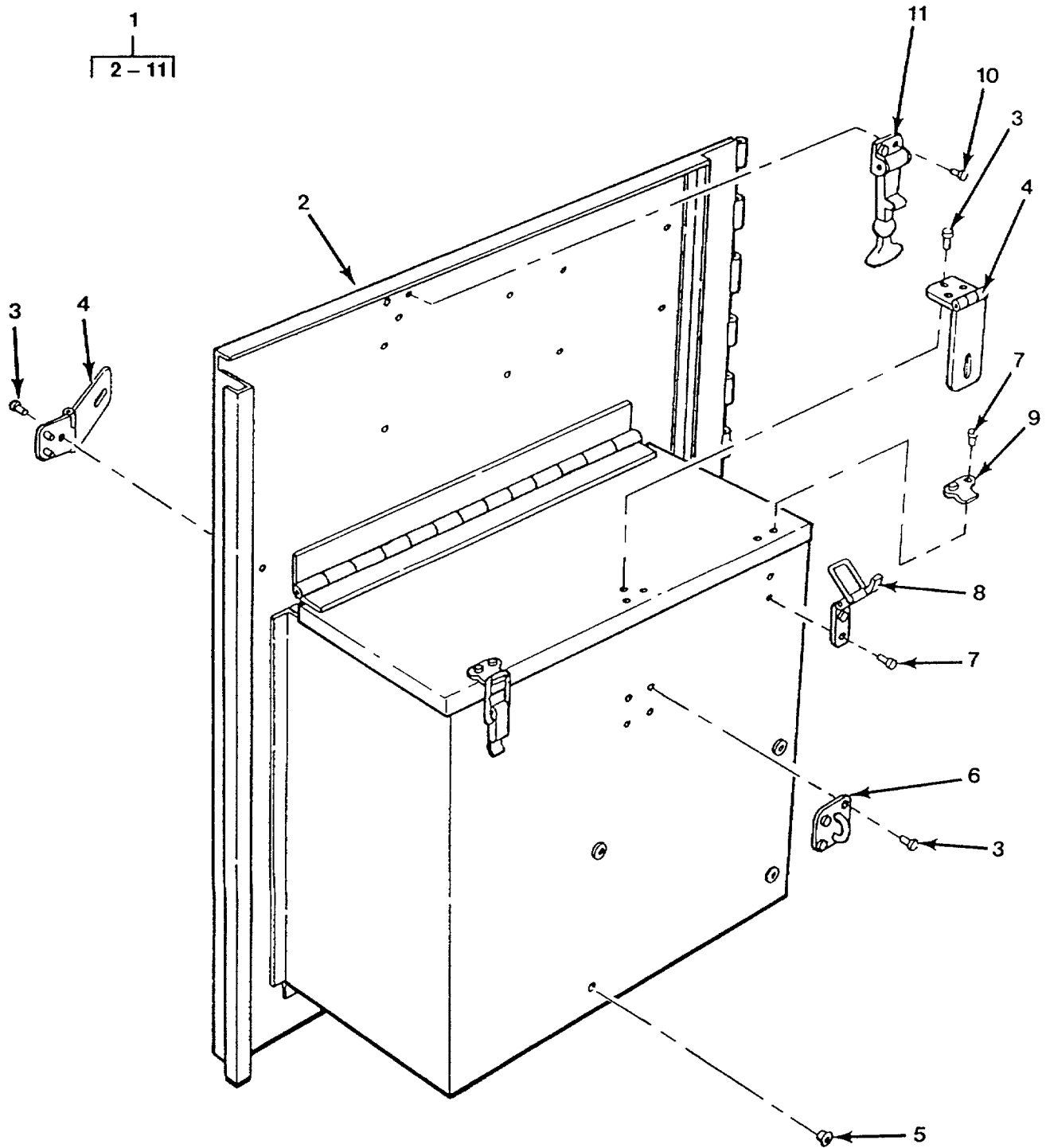


FIGURE 4. DOOR ASSEMBLY, RIGHT HAND.

SECTION II

TM5-4220-233-24P

(1) ITEM NO	(2) SMR CODE	(3) NSN	(4) CAGEC	(5) PART NUMBER	(6) DESCRIPTION AND USABLE ON CODES (UOC)	(7) QTY
GROUP 01 BODY ASSEMBLY, SERVICING UNIT						
FIG. 4 DOOR ASSEMBLY, RIGHT HAND						
1	XBOFF		4X630	8S3-02-005	..DOOR ASSY, RH	1
2	XBFZZ		4X630	833-02-006	...WLDMT, DOOR, RH	1
3	PAFZZ		96906	MS20470A07-6	...RIVET, SOL, UNV HD	10
4	XBFZZ		03007	STS91135	...HASP	2
5	PAFZZ		2X761	RNS1032-080B	...RIVNUT, CLOSED END	4
6	XBFZZ		03007	STS9133	...SHACKLE	1
7	PAFZZ	5320007540822	96906	MS20470AD4-5	...RIVET,SOLID	4
8	XDFZZ		98003	HC204SS	...CATCH, PULL DOWN	2
9	XDFZZ		98003	HS200-2SS	...STRIKER PLATE	2
10	PAFZZ	5320001176884	96906	MS20426AD5-7	...RIVET,SOLID	4
11	PAFZZ		88893	190	...HOLDOWN, DOOR	1

END OF FIGURE

1
2-68

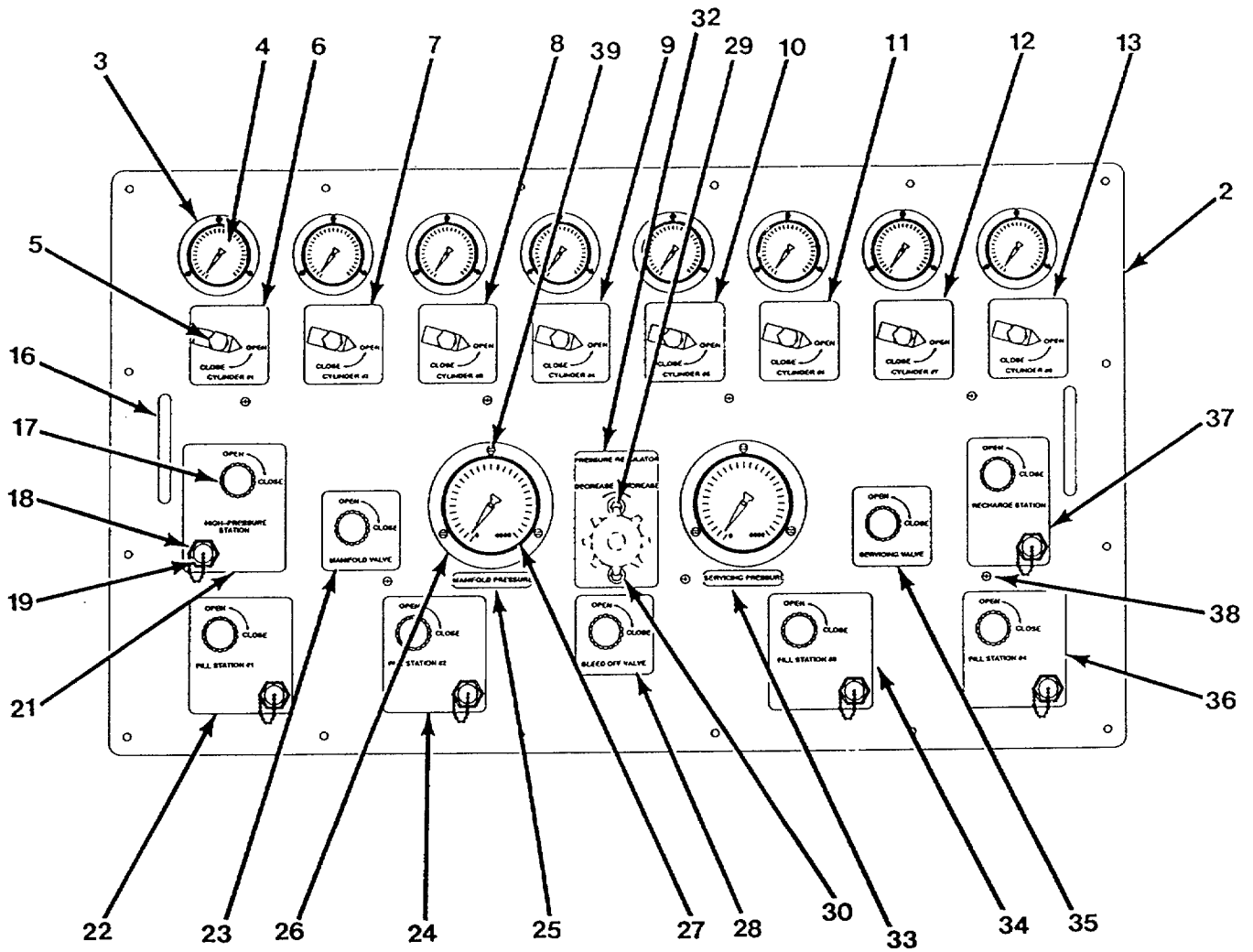


FIGURE 5. CONTROL PANEL ASSEMBLY SERVICING UNIT (SHEET 1 OF 2).

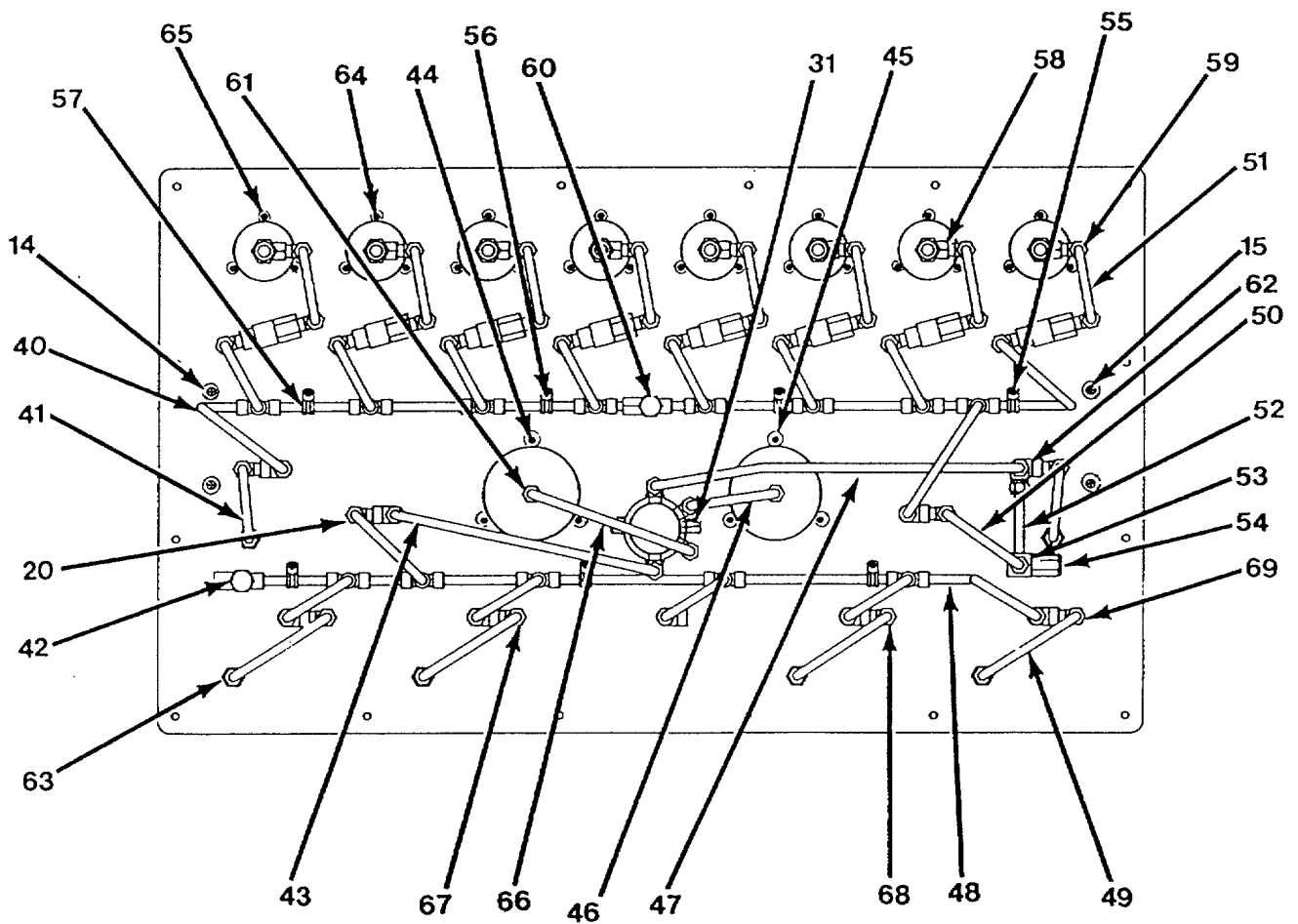


FIGURE 5. CONTROL PANEL ASSEMBLY SERVICING UNIT (SHEET 2 OF 2).

SECTION II

TM5-4220-233-24P

(1) ITEM NO	(2) SMR CODE	(3) NSN	(4) CAGEC	(5) PART NUMBER	(6) DESCRIPTION AND USABLE ON CODES (UOC) GROUP 01 BODY ASSEMBLY, SERVICING UNIT	(7) QTY
FIG. 5 CONTROL PANEL ASSEMBLY						
1	XBOOO		4X630	833-02-002	..CONTROL PANEL ASSY	1
2	XBOZZ		4X630	833-02-200	..PANEL, CONTROL	1
3	PAOZZ		38056	A-3516F	..PANEL, PRESSURE GAU	8
4	PAOZZ		19099	13230E5824	..GAUGE, PRESSURE	8
5	PAOZZ		19099	13230E5826	..VALVE BALL	8
6	XBOZZ		4X630	833-02-901-01	..LEGEND, CYLINDER #1	1
7	XBOZZ		4X630	833-02-901-02	..LEGEND, CYLINDER #2	1
8	XBOZZ		4X630	833-02-901-03	..LEGEND, CYLINDER #3	1
9	XBOZZ		4X630	833-02-901-04	..LEGEND, CYLINDER #4	1
10	XBOZZ		4X630	833-02-901-05	..LEGEND, CYLINDER #5	1
11	XBOZZ		4X630	833-02-901-06	..LEGEND, CYLINDER #6	1
12	XBOZZ		4X630	833-02-901-07	..LEGEND, CYLINDER #7	1
13	XBOZZ		4X630	833-02-901-08	..LEGEND, CYLINDER #8	1
14	PAOZZ	5310005435933	96906	NS35333-73	..WASHER, LOCK	4
15	PAOZZ	5305000593659	96906	MS51958-63	..SCREW, MACHINE	4
16	PAOZZ		39428	1568A14	..HANDLE, ALUMINUM	2
17	PAOZZ		19099	13230E5828	..V, NEEDLE, R ANG	9
18	PBOZZ		19099	13230E5829	..NUT & PLUG ASSY	6
19	PBOZZ		19099	13230E5830	..OUTLET ADAPTER, V	14
20	PAOZZ		19099	13230E5839	..ADAPTER STRAIGHT, P	8
21	XBOZZ		4X630	833-02-905	..LEGEND, H-PRESS STA	1
22	XBOZZ		4X630	833-02-903-01	..LEGEND, FILL STA *1	1
23	XBOZZ		4X630	833-02-904-02	..LEGEND, MANIFOLD V	1
24	XBOZZ		4X630	833-02-903-02	..LEGEND, FILL STA 02	1
25	XBOZZ		4X630	833-02-907-01	..LEGEND, MANF PRESS	1
26	PAOZZ		38056	A-3517G	..R, MTG, PRESS GAUGE	2
27	PAOZZ		19099	13230E5825	..GAUGE, PRESSURE	2
28	XBOZZ		4X630	833-02-904-01	..LEGEND, BLEED OFF V	1
29	PAOZZ	5305002078253	96906	NS35307-308	..SCREW, CAP, HEXAGON H	2
30	PAOZZ	5310005432740	96906	M5S35333-74	..WASHER, LOCK	2
31	PAOZZ		13669	1129	..BRACKET, MOUNTING	1
32	XBOZZ		4X630	833-02-906	..LEGEND, PRESS RGLTR	1
33	XBOZZ		4X630	833-02-907-02	..LEGEND, SERV PRESS	1
34	XBOZZ		4X630	833-02-903-03	..LEGEND, FILL STA 93	1
35	XBOZZ		4X630	833-02-904-03	..LEGEND, SERV VALVE	1
36	XBOZZ		4X630	833-02-903-04	..LEGEND, FILL STA *4	1
37	XBOZZ		4X630	833-02-902	..LEGEND, RECHRG STA	1
38	PAOZZ	5305000711324	96906	MS51960-67	..SCREW, MACHINE	7
39	PAOZZ	5305000546672	96906	MS51957-47	..SCREW, MACHINE	6
40	PBOZZ		4X630	833-02-201	..MANF, HIGH PRESS	1
41	PAOZZ		4X630	833-02-103	..TUBE ASSEMBLY	2
42	PAOZZ		19099	13230E5832	..VALVE, RELIEF	1
43	PBOZZ		4X630	833-02-104	..TUBE ASSEMBLY	1
44	PAOZZ	5310009390850	96906	MS21083C08	..NUT, SELF-LOCKING, HE	6
45	PAOZZ	5310008805978	96906	MS15795-807	..WASHER, FLAT	6
46	PBOZZ		4X630	833-02-102	..TUBE ASSEMBLY	1
47	PBOZZ		4X630	833-02-105	..TUBE ASSEMBLY	1

SECTION II

TM5-4220-233-24P

(1) ITEM NO	(2) SMR CODE	(3) NSN	(4) CAGEC	(5) PART NUMBER	(6) DESCRIPTION AND USABLE ON CODES (UOC)	(7) QTY
48	PBOZZ		4X630	833-02-202	..MANIFOLD, LOW PRESS	1
49	PBOZZ		4X630	833-02-106	..TUBE ASSEMBLY	4
50	PBOZZ		4X630	833-02-107	..TUBE ASSEMBLY	1
51	PBOZZ		4X630	833-02-101	..TUBE ASSEMBLY	8
52	PBOZZ		4X630	833-02-108	..TUBE ASSEMBLY	1
53	PBOZZ		19099	13230E5842	..FILTER, INLINE	1
54	PBOZZ		4X630	SS-8F-P4-90	..ELEMENT, FILTER	1
55	PAOZZ	5310009261835	96906	MS21083C3	..NUT, SELF-LOCKING, HE	7
56	PAOZZ		96906	MS15795-808	..WASHER FLAT	7
57	PAOZZ	5340005980146	96906	MS21919WDG6	..CLAMP, LOOP	7
58	PAOZZ		19099	13230E5836	..TEE, PIPE	8
59	PAOZZ		19099	13230E5837	..ELBOW, PIPE TO TUBE	36
60	PAOZZ		19099	13230E5833	..VALVE, RELIEF	1
61	PBOZZ		19099	13230E5831	..ADAPTER STRAIGHT, P	2
62	PAOZZ		19099	13230E5840	..TEE	1
63	PAOZZ		19099	13230E5838	..CONNECTOR, BULKHEAD	6
64	PAOZZ	5310009259646	96906	MS21083C06	..NUT, SELF-LOCKING, HE	24
65	PAOZZ	5310007225998	96906	MS15795-805	..WASHER, FLAT	24
66	PBOZZ		4X630	833-02-109	..TUBE ASSEMBLY	1
67	PAOZZ		19099	13230E5843	..NUT, FERRULE LOCK	56
68	PAOZZ		19099	13230E5844	..SLEEVE, COMPRESSION	56
69	PAOZZ		19099	13230E5845	..SLEEVE, COMPRESSION	56

END OF FIGURE

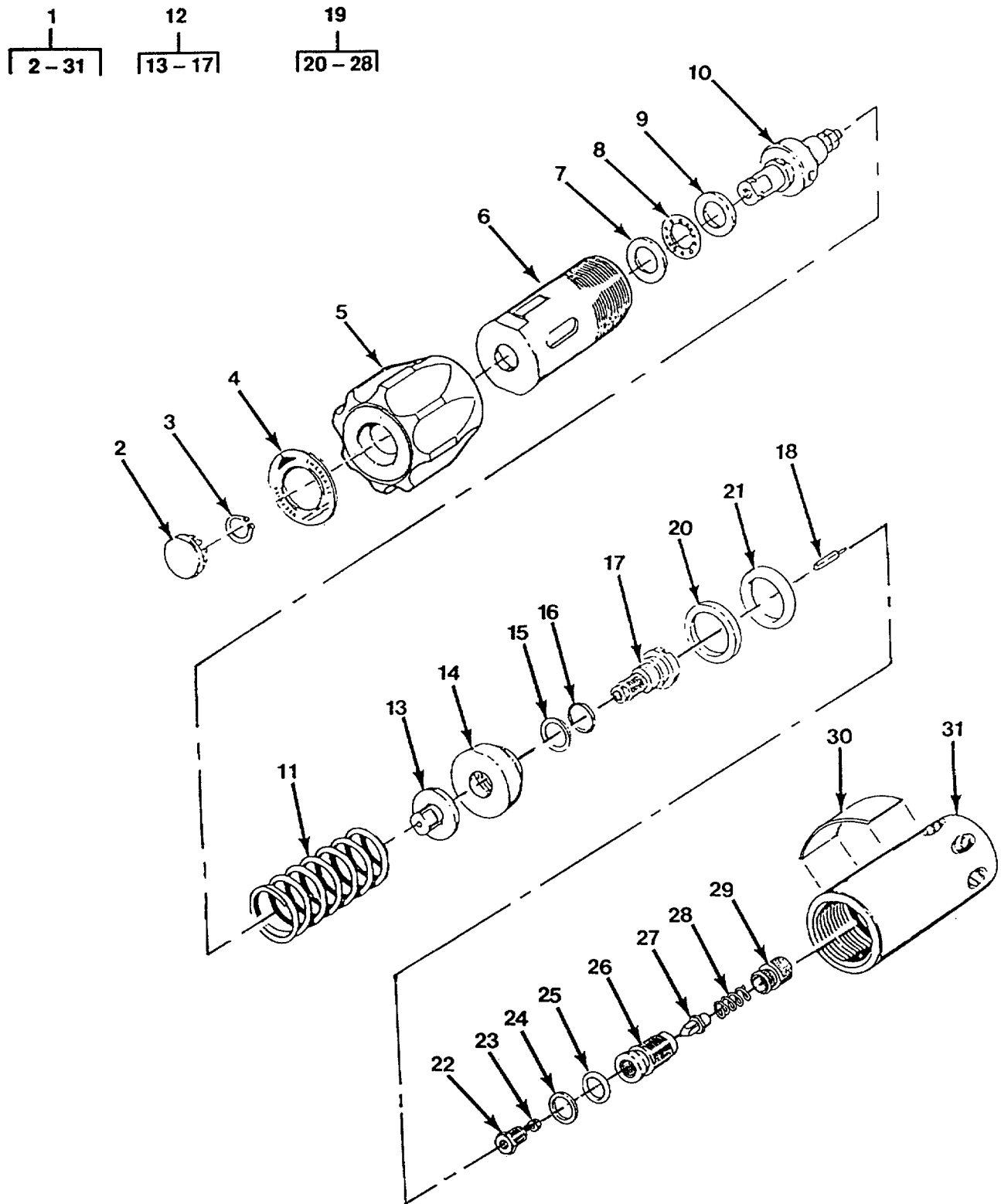


FIGURE 6. REGULATOR, PRESSURE

SECTION II

TM5-4220-233-24P

(1) ITEM NO	(2) SMR CODE	(3) NSN	(4) CAGEC	(5) PART NUMBER	(6) DESCRIPTION AND USABLE ON CODES (UOC) GROUP 01 BODY ASSEMBLY, SERVICING UNIT	(7) QTY
FIG. 6 REGULATOR, PRESSURE						
1	PBOOO		19099	13230E5827	..REGULATOR, PRESSURE	1
2	PAOZZ		13669	5432	...PLUG, BUTTON	1
3	PAOZZ		13669	5427	...RING, RETAINING	1
4	XBOZZ		13669	5435-2	...PLATE, DATA	1
5	PBOZZ		13669	5397-6	...HANDKNOB	1
6	XAOZZ		13669	5945-0	...BONNET	1
7	PAOZZ		13669	5425	...WASHER	1
8	PAOZZ	3110006294112	13669	5424	...RETAINER AND ROLLER	1
9	PAOZZ		13669	5426	...WASHER	1
10	PAOZZ		13669	4094-2	...SCREW, ADJUSTING	1
11	PAOZZ		13669	1050	...SPRING HELICAL, CON	1
12	XDOOO		13669	1007-20	...SENSOR ASSEMBLY, VA	1
13	PAOZZ		13669	1021-1PAD, SPRING	1
14	XBOZZ		13669	1031-2SENSOR, BACK-UP	1
15	KFOZZ		13669	5476-10141BACK-UP RING PART OF KIT P/N	1
16	KFOZZ		13669	5200-020147	389-1679	1
17	XBOZZ		13669	1025-2SENSOR	1
18	PAOZZ		13669	1034-2	...STEM, FLUID VALVE	1
19	XDOOO		13669	1010-200	...VALVE ASSY, MAIN.....	1
20	KFOZZ		13669	5476-11220	...RETAINER, PACKING PART OF KIT P/N	1
21	KFOZZ		13669	5200-021227	389-1679	1
22	PAOZZ		13669	1035-2RETAINER, SEAT	1
23	KFOZZ		13669	1036-7	..SEAT, VALVE PART OF KIT P/N 389-	1
24	KFOZZ		13669	5476-11131	1679.....	1
25	XAOZZ		13669	5200-021137	...PACKING, PREFORMED PART OF KIT	1
26	PAOZZ		13669	1038-2	P/N 389-1679.....	1
27	PAOZZ		13669	1037-2	...BODY, VALVE	1
28	PAOZZ		13669	1437	...VALVE, MAIN	1
29	PAOZZ		13669	6666SPRING HELICAL, COM	1
30	XAOZZ		13669	5728-15	...STRAINER ELEMENT, S	1
31	XAOZZ		13669	5950-2421	...PLATE, DATA	1
	PAOZZ		13669	389-1679	...BODY, REGULATOR	1
					...PARTS KIT PRESSURE	1
					BACK-UP RING (1) 6-15	
					PACKING, PREFORMED (1) 6-16	
					PACKING, PREFORMED (1) 6-25	
					PACKING, PREFORMED (1) 6-21	
					PACKING, PREFORMED (1) 6-24	
					RETAINER, PACKING (1) 6-20	
					SEAT, VALVE (1) 6-23	

END OF FIGURE

1
|
2-5

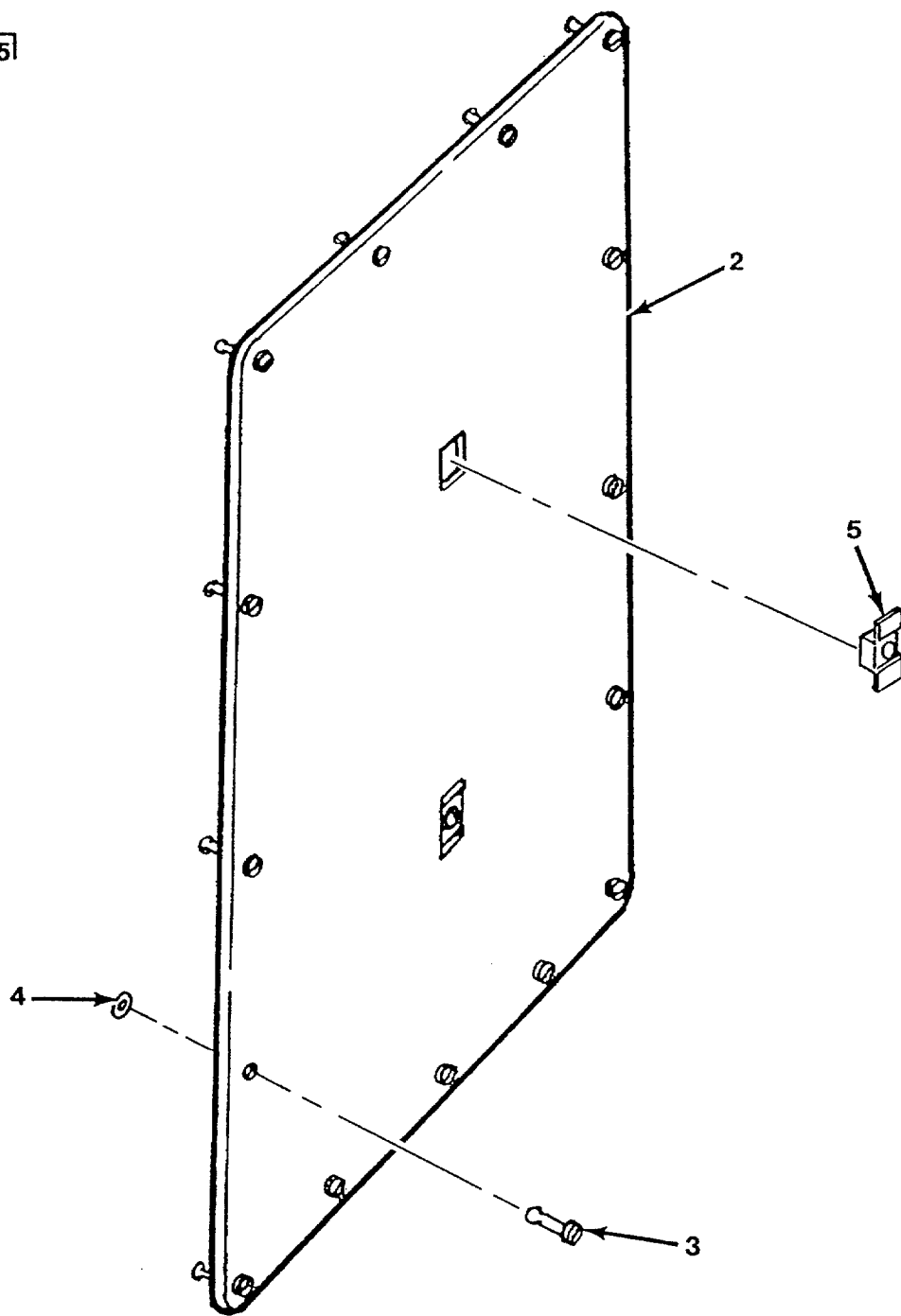


FIGURE 7. PANEL ASSEMBLY, LEFT HAND.

SECTION II

TM5-4220-233-24P

(1) ITEM NO	(2) SMR CODE	(3) NSN	(4) CAGEC	(5) PART NUMBER	(6) DESCRIPTION AND USABLE ON CODES (UOC)	(7) QTY
GROUP 01 BODY ASSEMBLY, SERVICING UNIT						
FIG. 7 PANEL ASSEMBLY, LEFT HAND						
1	XDOZZ		4X630	833-02-007	.PANEL ASSY, LH	1
2	XAOZZ		4X630	833-02-203	..PANEL, ACCESS	1
3	PAOZZ	5310011029221	94222	85-34-201-20	..RETAINER	15
4	PAOZZ	5325007039354	94222	85-11-380-16	..STUD,TURNLOCK FASTE	15
5	PAOZZ	5325013017903	94222	85-35-309-56	..RECEPTACLE,TURNLOCK	2

END OF FIGURE

1
|
2-5

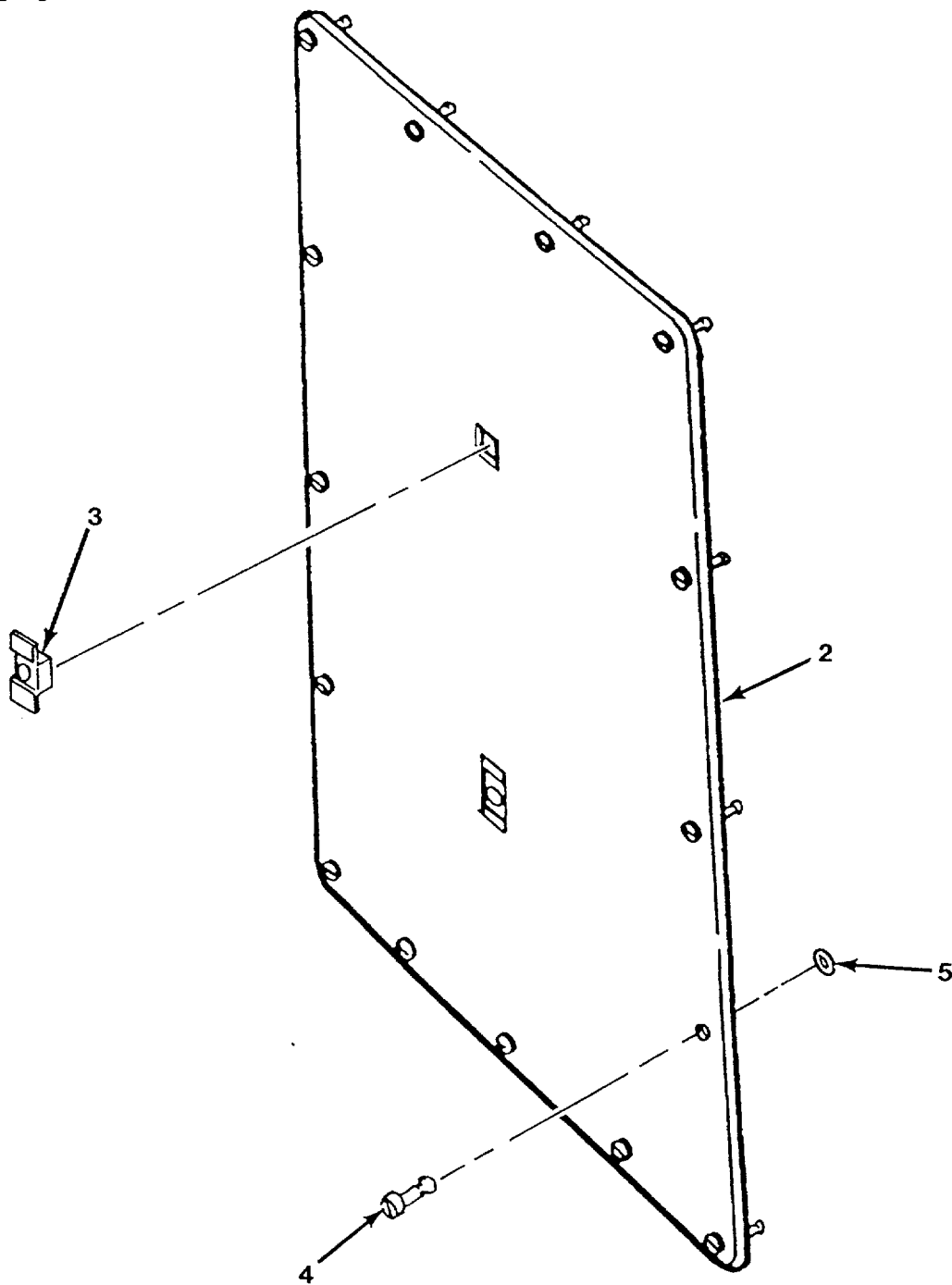


FIGURE 8. PANEL ASSEMBLY, RIGHT HAND.

SECTION II

TM5-4220-233-24P

(1) ITEM NO	(2) SMR CODE	(3) NSN	(4) CAGEC	(5) PART NUMBER	(6) DESCRIPTION AND USABLE ON CODES (UOC)	(7) QTY
GROUP 01 BODY ASSEMBLY, SERVICING UNIT						
FIG. 8 PANEL ASSEMBLY, RIGHT HAND						
1	XBOOO		4X630	833-02-008	.PANEL ASSY, RH	1
2	XAOZZ		4X630	833-02-203	..PANEL, ACCESS	1
3	PAOZZ	5325013017903	94222	85-35-309-56	..RECEPTACLE,TURNLOCK	2
4	PAOZZ	5310011029221	94222	85-34-201-20	..RETAINER	15
5	PAOZZ	5325007039354	94222	85-11-380-16	..STUD,TURNLOCK FASTE	15

END OF FIGURE

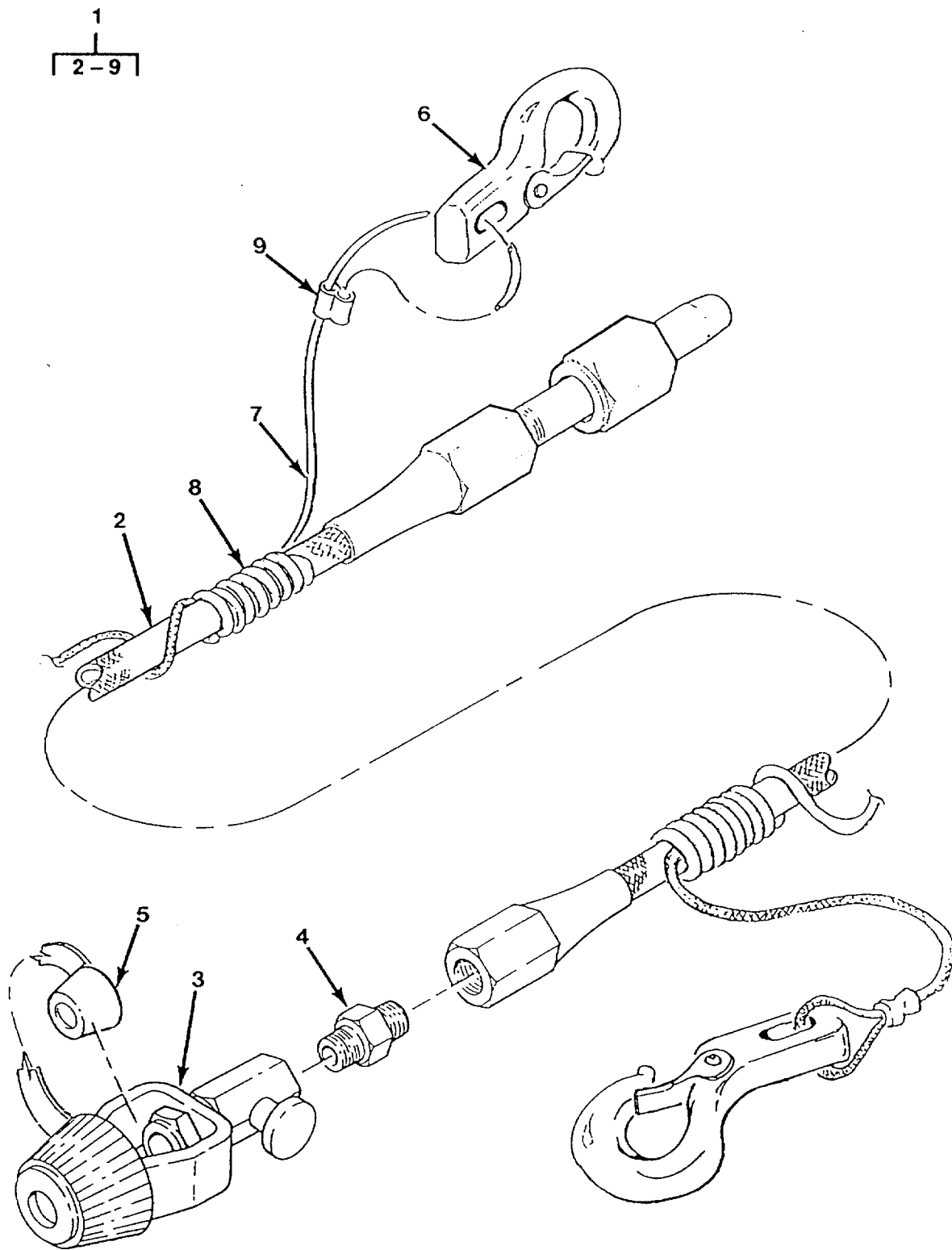


FIGURE 9. HOSE ASSEMBLY, FILL STATION.

SECTION II

TM5-4220-233-24P

(1) ITEM NO	(2) SMR CODE	(3) NSN	(4) CAGEC	(5) PART NUMBER	(6) DESCRIPTION AND USABLE ON CODES (UOC) GROUP 01 BODY ASSEMBLY, SERVICING UNIT	(7) QTY
FIG. 9 HOSE ASSEMBLY, FILL STATION						
1	XBOOO		4X630	833-02-009	..HOSE ASSY, FILL STA	4
2	PAOZZ		19099	13230E5847	..PIGTAIL, FLEX	1
3	PAOZZ		19099	13230E5849	..YOKE ADAPTER	1
4	PAOZZ		19099	13230E5848	..NIPPLE, PIPE# 1/4"	1
5	PAOZZ		70292	3801-20	..CAP, DUST	1
6	PAOZZ		6S753	2450SS-5/16	..SHACKLE, SNAP	2
7	PAOZZ		39428	8912T713	..CABLE, CRES, 1/8 OD	19
8	PAOZZ		39428	3827T31	..ROPE, NYLON, 3/16 D	54
9	PAOZZ		39428	3623T17	..SLEEVE, OVAL, CRES	4

END OF FIGURE

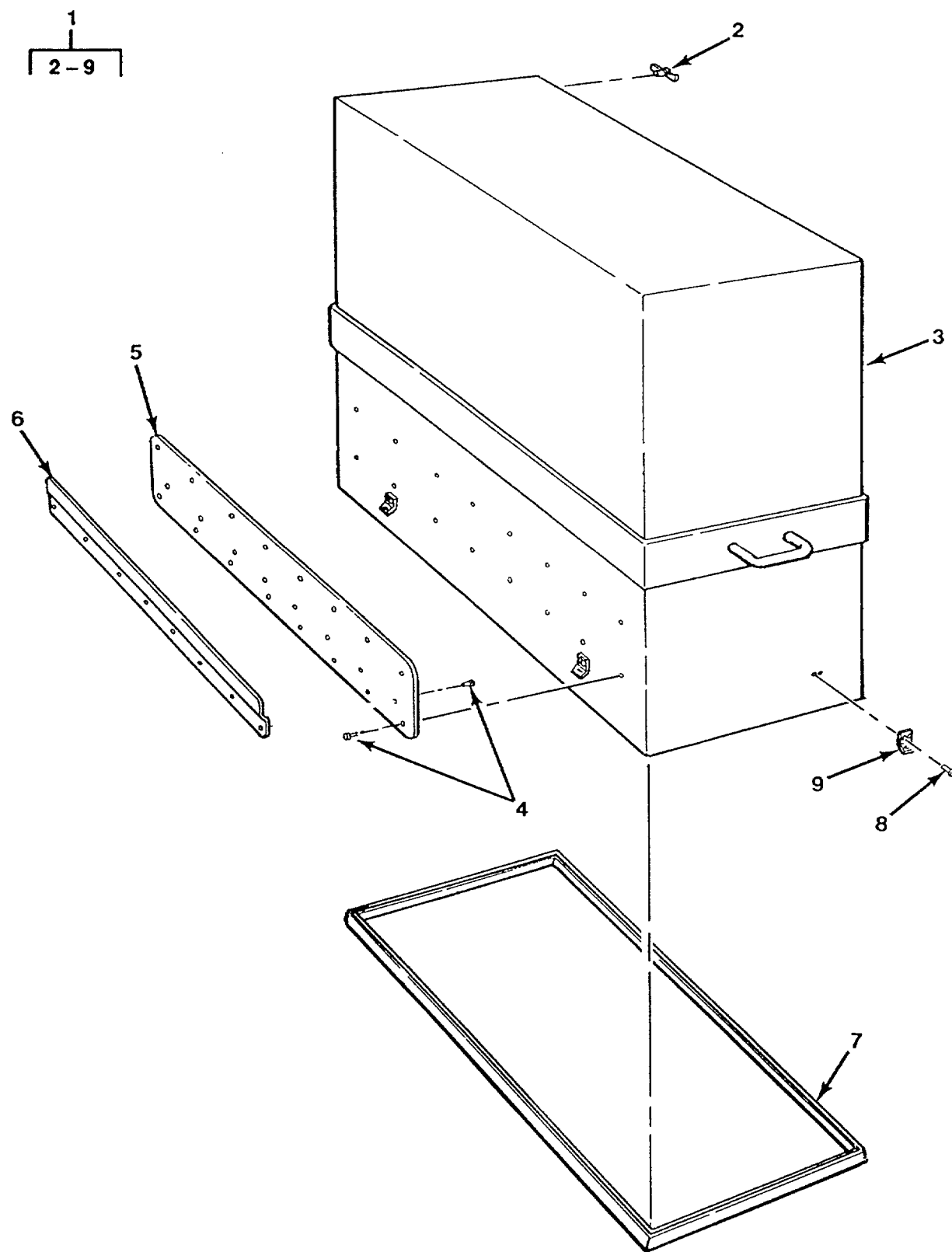


FIGURE 10. TROUGH ASSEMBLY.

SECTION II

TM5-4220-233-24P

(1) ITEM NO	(2) SMR CODE	(3) NSN	(4) CAGEC	(5) PART NUMBER	(6) DESCRIPTION AND USABLE ON CODES (UOC) GROUP 01 BODY ASSEMBLY, SERVICING UNIT FIG. 10 TROUGH ASSEMBLY	(7) QTY
1	XBOFF		4X630	833-02-010	.TROUGH ASSY	1
2	PAOZZ		39428	4921K6	..DRAIN COCK	2
3	XBFZZ		4X630	833-02-015	..TROUGH WELDMENT	1
4	PAFZZ		96906	MS20426AD8-12	..RIVET,SOLID	24
5	XBFZZ		4X630	833-02-215	..PL, BACKING, TROUGH	1
6	XBFZZ		4X630	833-02-214	..Z-CHANNEL, TROUGH	1
7	PAOZZ		39428	8507K16	..WEAR STRIP, NPRN	4
8	PAFZZ	5320001176828	96906	MS20470AD4-6	..RIVET,SOLID	8
9	PAFZZ		98003	HS-11	..STRIKE	4

END OF FIGURE

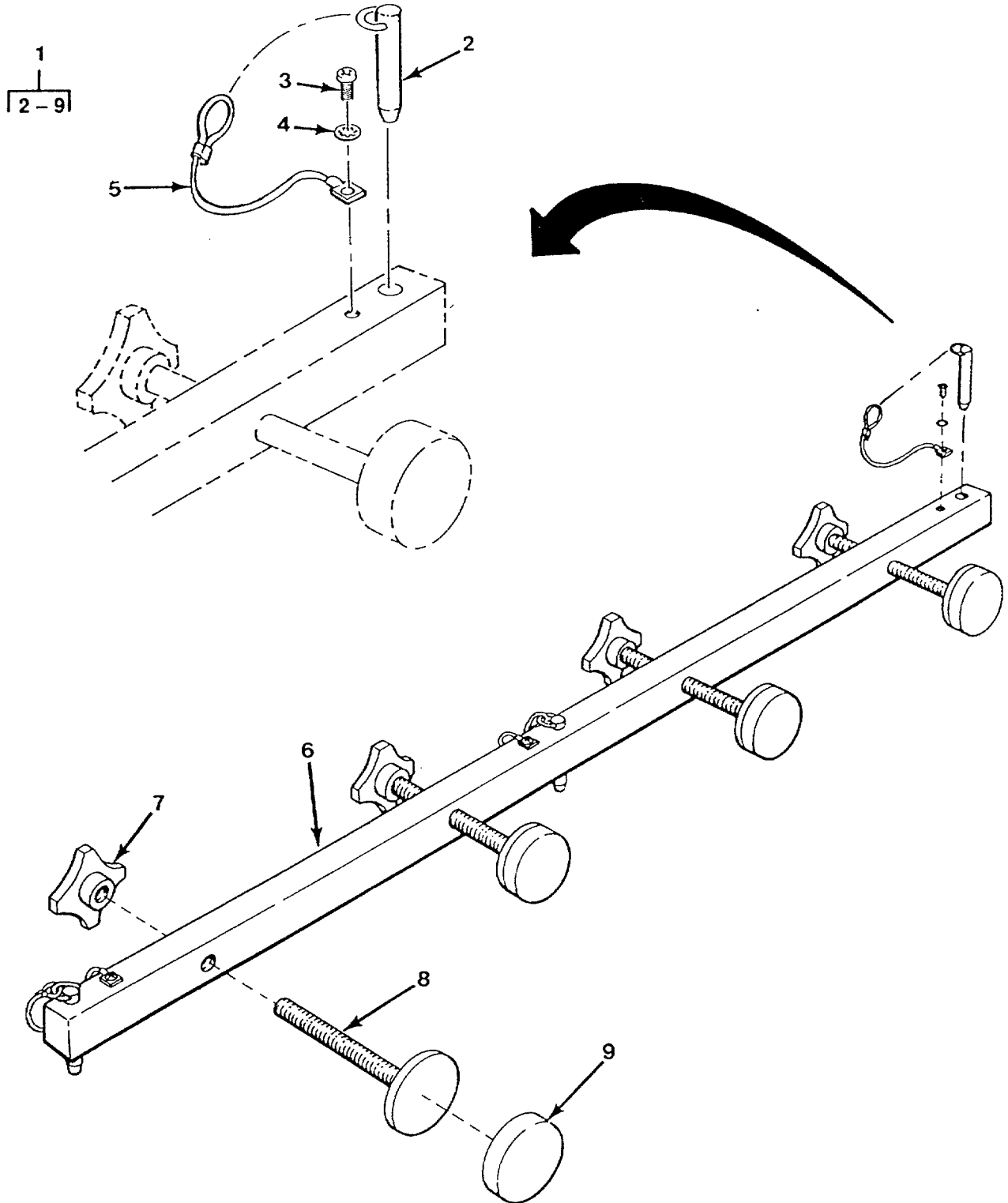


FIGURE 11. BRACKET ASSEMBLY, CYLINDER HOLD DOWN.

SECTION II

TM5-4220-233-24P

(1) ITEM NO	(2) SMR CODE	(3) NSN	(4) CAGEC	(5) PART NUMBER	(6) DESCRIPTION AND USABLE ON CODES (UOC) GROUP 01 BODY ASSEMBLY SERVICING UNIT FIG. 11 BRACKET ASSEMBLY, CYLINDER HOLD DOWN	(7) QTY
1	XBOOO		4X630	833-02-012	.BRACKET ASSEMBLY	2
2	PAOZZ		96906	MS17984C618	..PIN, QUICK RELEASE	3
3	PAOZZ	5305000593659	96906	MS51958-63	..SCREW,MACHINE	3
4	PAOZZ	5310005435933	96906	MS35333-73	..WASHER,LOCK	3
5	PAOZZ		39428	90312A31	..LANYARD, 6"	3
6	XAOZZ		4X630	833-02-210	..BAR, CYL HOLD-DOWN	1
7	PAOZZ		39428	5993K38	..KNOB	4
8	XBOZZ		4X630	833-02-211	..STOP, ADJUSTABLE	4
9	MOOZZ		4X630	833-02-212	..CUSH, CYL HOLD-DOWN MAKE FROM	4
					.50 THK NEOPRENE RUBBER P/N ASTM-D- 2000-86E	

END OF FIGURE

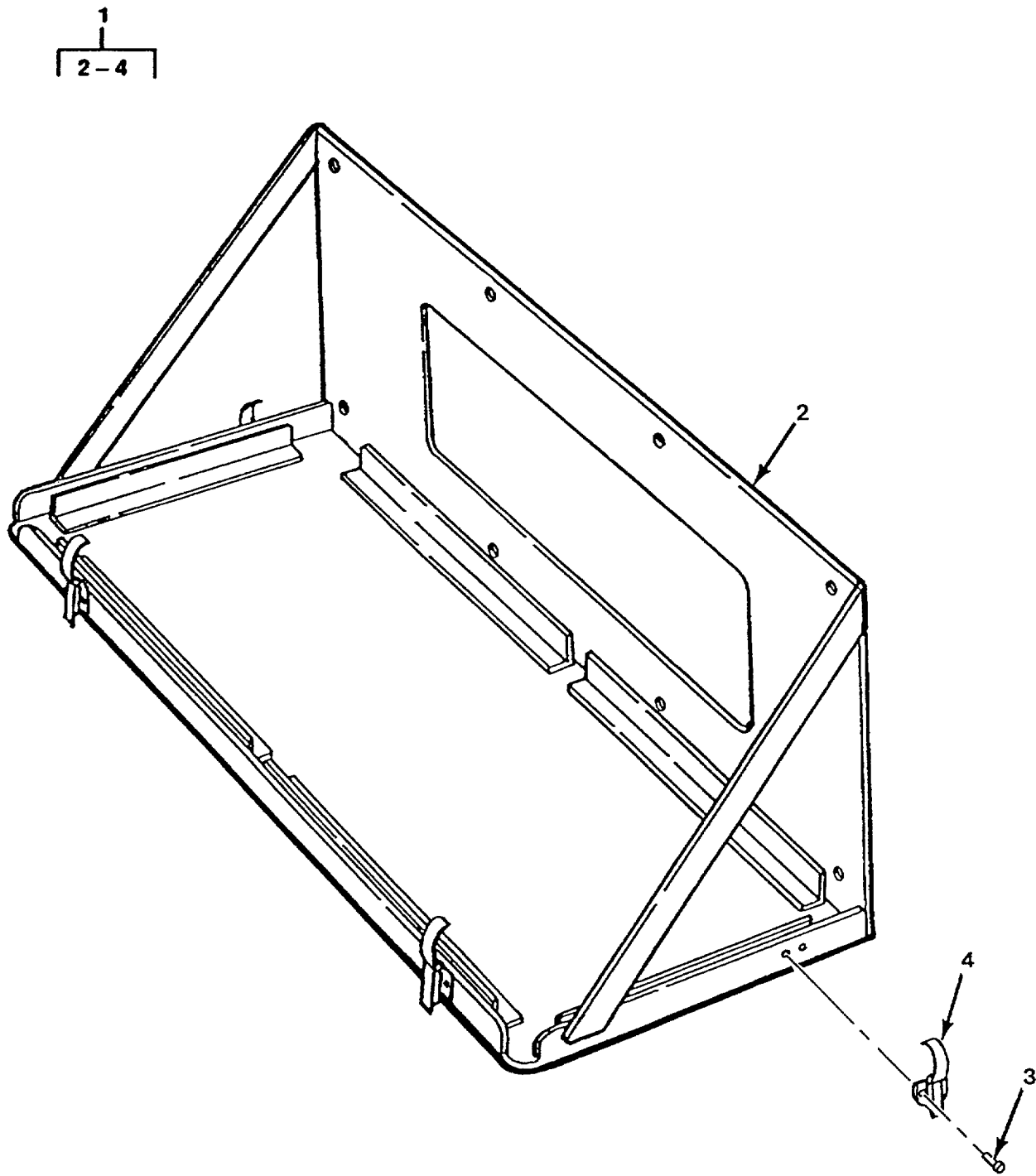


FIGURE 12. MOUNTING BASE ASSEMBLY.

SECTION II

TM5-4220-233-24P

(1) ITEM NO	(2) SMR CODE	(3) NSN	(4) CAGEC	(5) PART NUMBER	(6) DESCRIPTION AND USABLE ON CODES (UOC) GROUP 01 BODY ASSEMBLY, SERVICING UNIT FIG. 12 MOUNTING BASE ASSEMBLY	(7) QTY
1	XBOZZ		4X630	833-02-014	.MTG B ASSY, TROUGH	1
2	XBZZ		4X630	833-02-016	..MTG B WLDMT, TROUGH	1
3	PAFZZ		96906	MS20470AD7-6	..RIVET, SOL, UNV HD	8
4	PAFZZ		98003	HR-1	..CATCH, HOOK-TYPE	4

END OF FIGURE

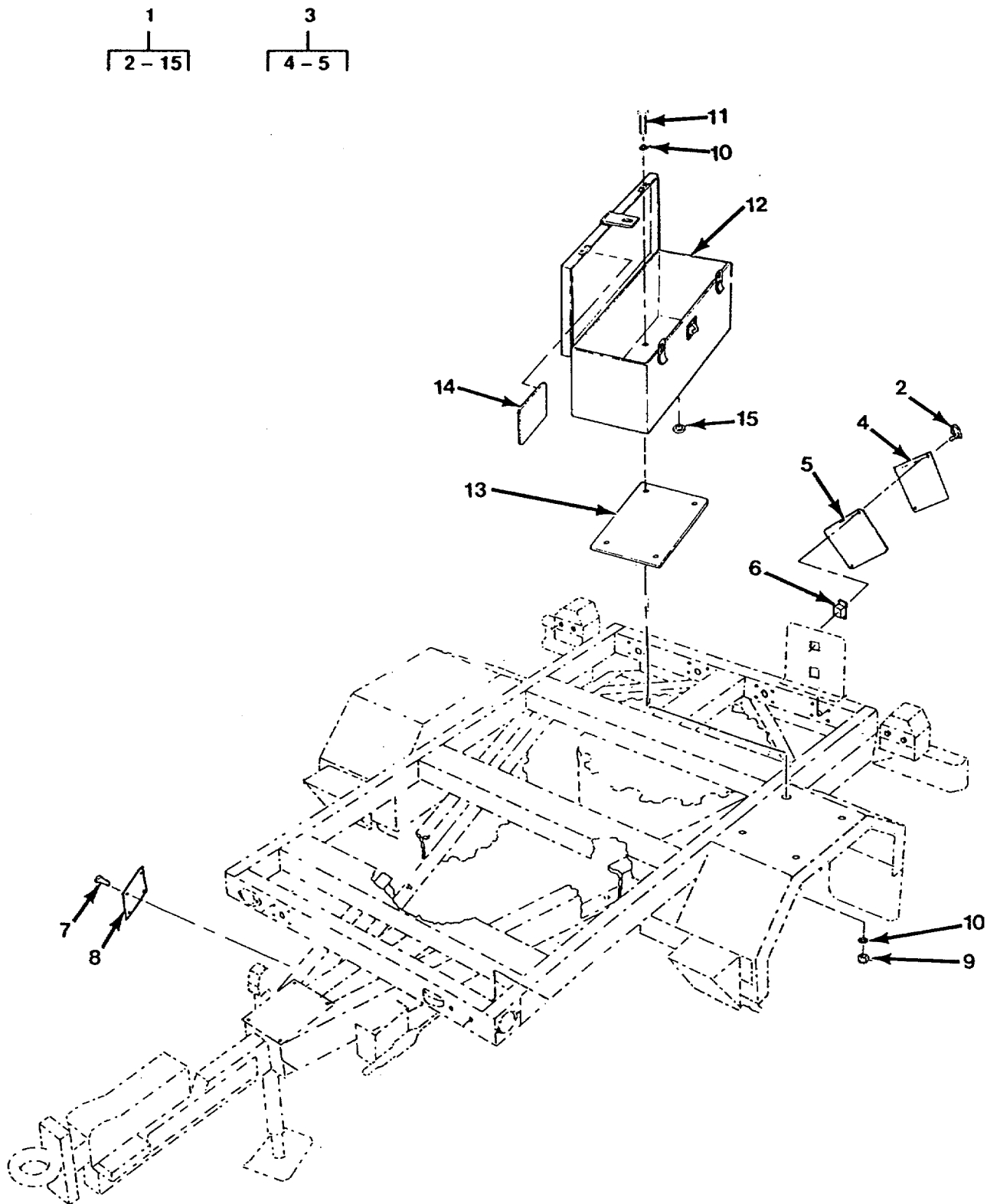


FIGURE 13. TRAILER ASSEMBLY.

SECTION II

TM5-4220-233-24P

(1) ITEM NO	(2) SMR CODE	(3) NSN	(4) CAGEC	(5) PART NUMBER	(6) DESCRIPTION AND USABLE ON CODES (UOC) GROUP 02 TRAILER, SERVICNG UNIT FIG. 13 TRAILER ASSEMBLY	(7) QTY
1	XBOFF		22938	867	.TRAILER, SERV UNIT	1
2	PAOZZ		94222	85-16-420-16	.FASTENER, 1/4-TURN	2
3	XBOZZ		4X630	833-02-013	.PLACARD ASSY, HAZ	1
4	PAOZZ		15563	528VP	..PLACARD, NON-FLMB	1
5	XBOZZ		4X630	833-02-208	..PL, BACKUP, PLACARD	1
6	PAOZZ	5325013017903	94222	85-35-309-56	.RECEPTACLE,TURNLOCK	2
7	PAOZZ	5320009572513	96906	M520604AD4W6	.RIVET,BLIND	4
8	PAOZZ		4X630	833-00-901-2	.PL, UN IDENT. TRLR	1
9	PAOZZ	5310004838790	96906	MS17829-6C	.NUT,SELF-LOCKING,HE	4
10	PAOZZ	5310012805795	96906	MS27183-56	.WASHER,FLAT	8
11	PAOZZ	5305011409118	80204	B1821BH038C088N	.SCREW,CAP,HEXAGON H	4
12	XBOZZ		4X630	11251	.TOOL BOX, TRAILER	1
13	MOOZZ		4X630	833-01-200	.GSKT, INSULATING MAKE FROM EDPM	1
					RUBBER 0.06IN THK P/N ASTM-D-2000...	
14	PAOZZ		4X630	833-01-901	.PL, WRN, TOOL BX	1
15	PAOZZ		39428	9688K31	.PLUG, DRAIN, NYLON	2

END OF FIGURE

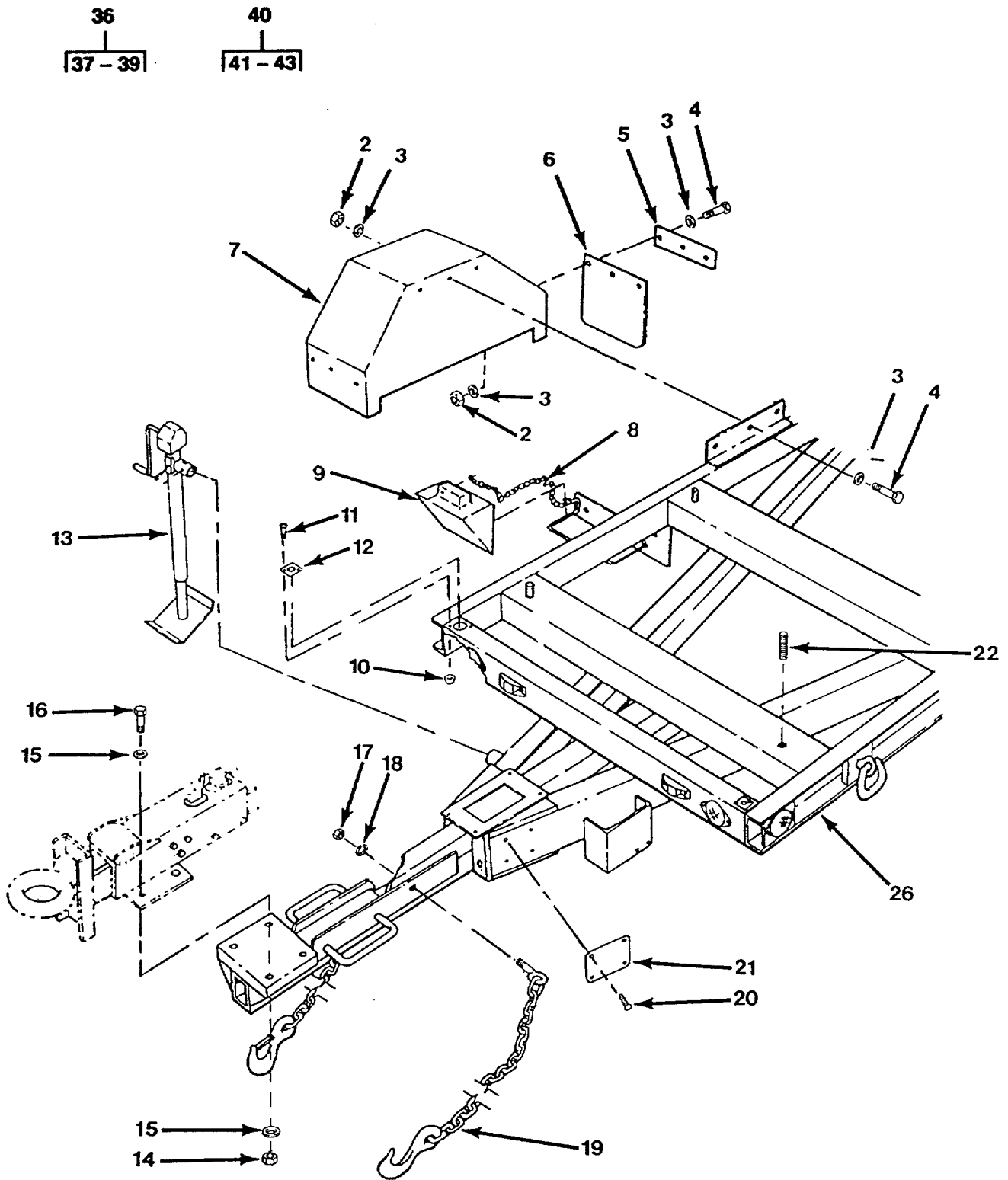


FIGURE 14. TRAILER (SHEET 1 OF 5).

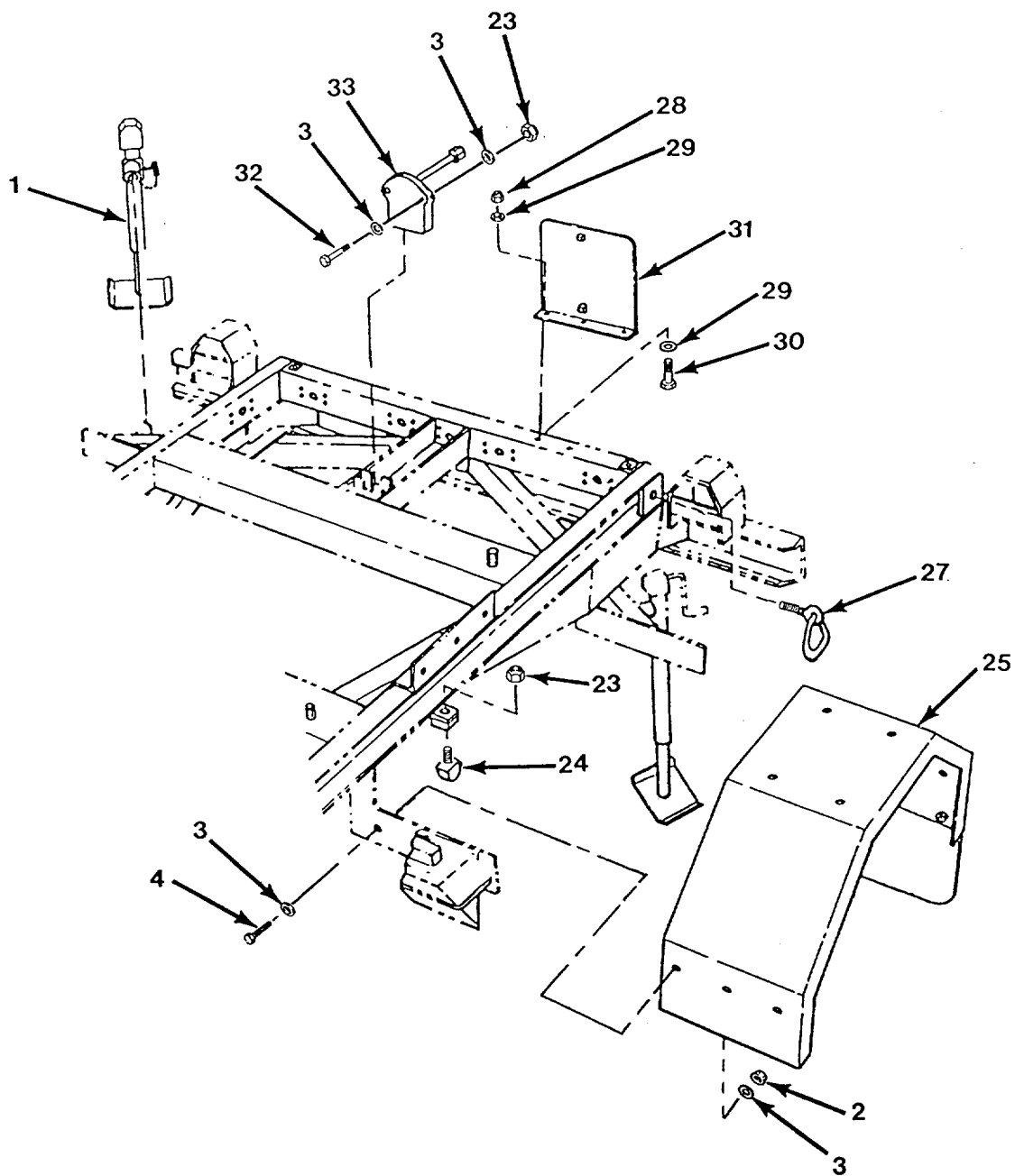


FIGURE 14. TRAILER (SHEET 2 OF 5).

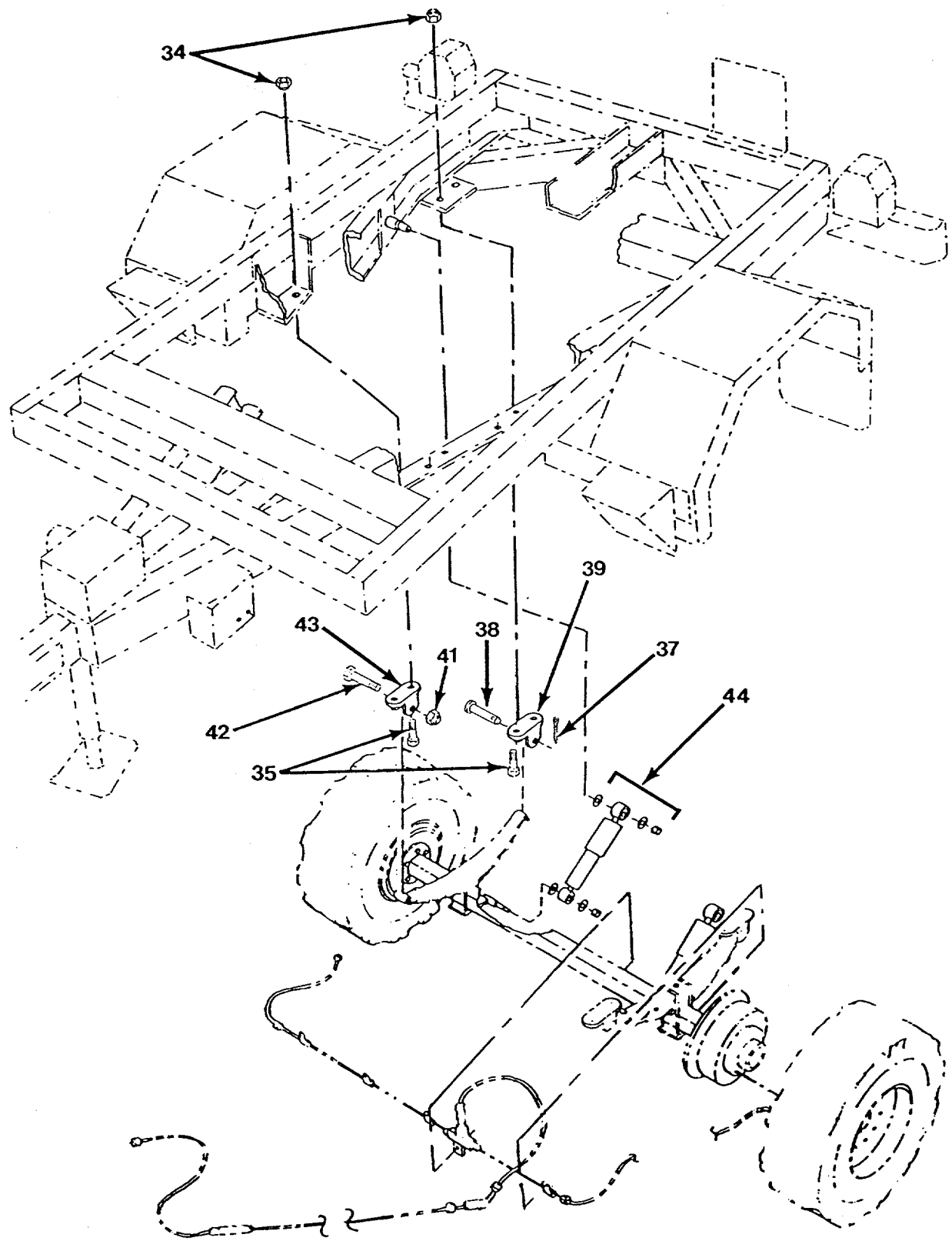


FIGURE 14. TRAILER (SHEET 3 OF 5).

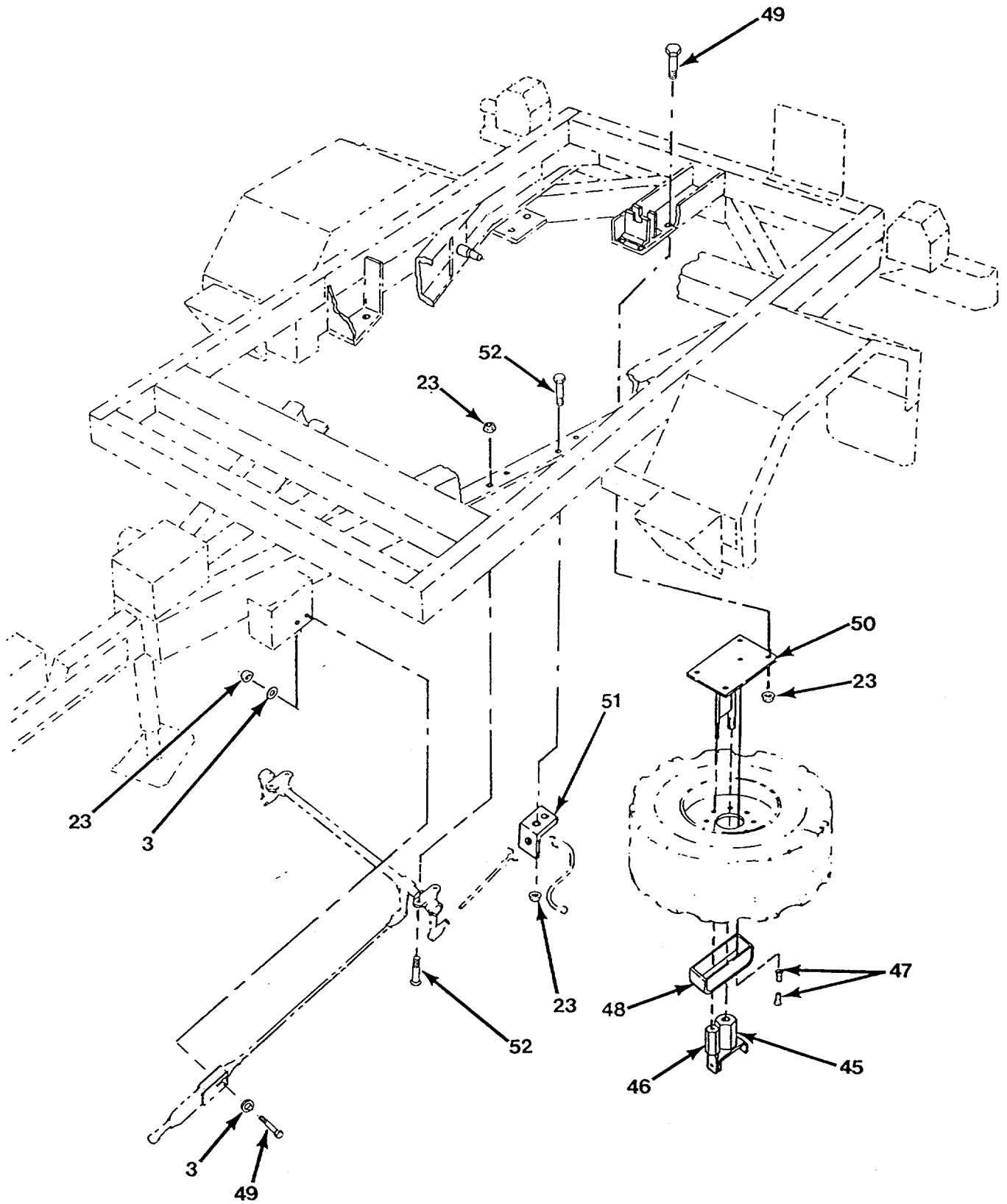


FIGURE 14. TRAILER (SHEET 4 OF 5).

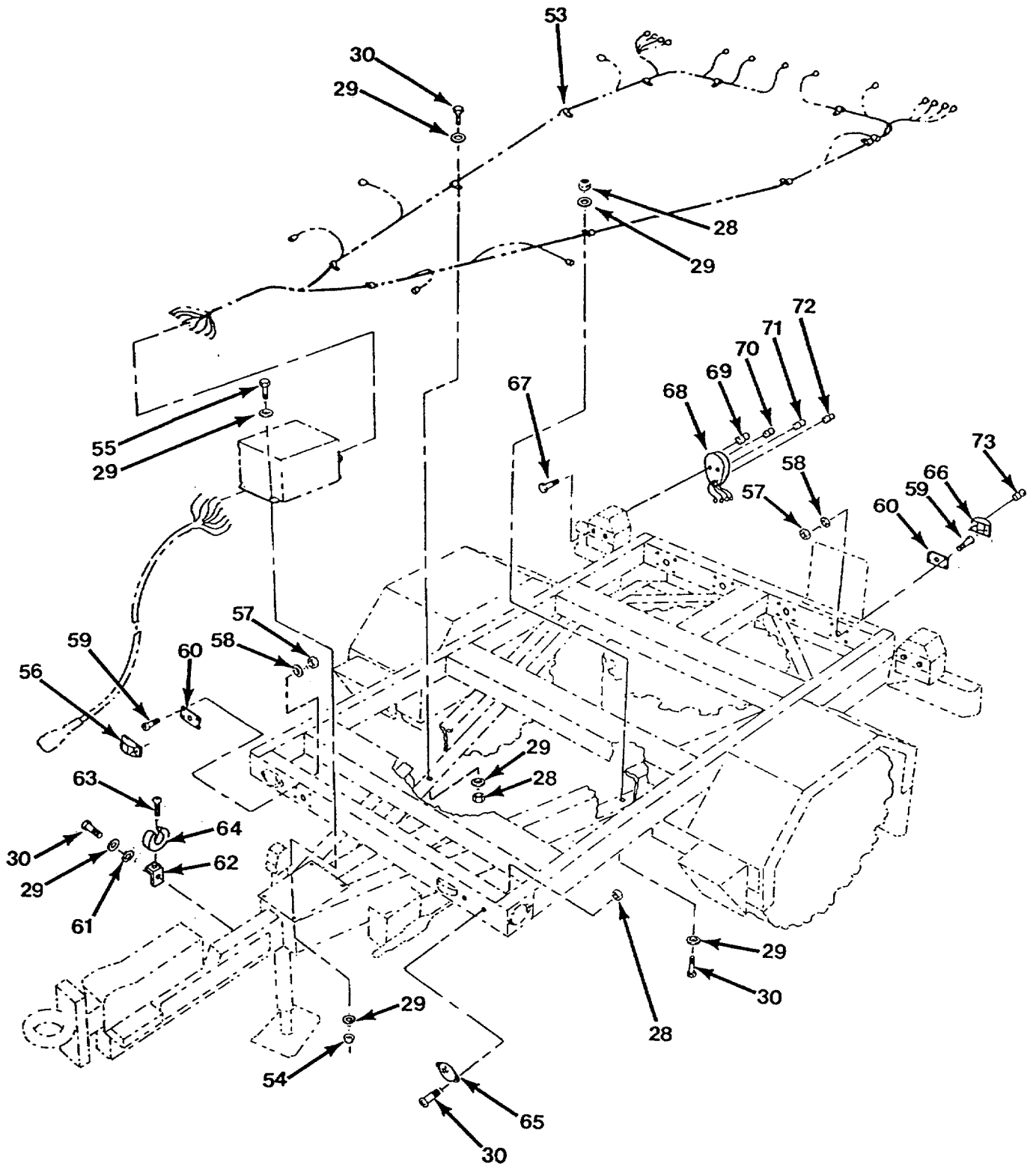


FIGURE 14. TRAILER (SHEET 5 OF 5).

SECTION II

TM5-4220-233-24P

(1) ITEM NO	(2) SMR CODE	(3) NSN	(4) CAGEC	(5) PART NUMBER	(6) DESCRIPTION AND USABLE ON CODES (UOC) GROUP 02 TRAILER, SERVICING UNIT FIG. 14 TRAILER	(7) QTY
1	PBOZZ		22938	6-5951	JACK, SWIVEL, REAR	2
2	PAOZZ	5310000874652	96906	MS51922-17	NUT, SELF-LOCKING, HE.....	24
3	PAOZZ	5310000806004	96906	MS27183-14	WASHER, FLAT	58
4	PAOZZ	5305002693211	96906	MS90725-60	SCREW, CAP, HEXAGON H.....	24
5	XBOZZ		22938	867-1024-2	STRAP, MTG, MUDFLAP	2
6	XDOZZ		22938	867-1024-1	MUDFLAP.....	2
7	XBOZZ		22938	5203-21	FENDER ASSEMBLY, RH.....	1
8	PAOZZ		39428	8827T42	CHAIN, CHOCK RTNG.....	2
9	PAOZZ		39428	8827T41	CHOCK.....	2
10	PAOZZ	5310009259645	96906	MS21083N04	NUT, SELF-LOCKING, HE.....	8
11	PAOZZ	5305009844978	96906	MHS35206-221	SCREW, MACHINE	8
12	XBOZZ		82084	2-14010	LEVEL, CIRC, REC TY	4
13	PAOZZ		22938	7-5951	JACK, SWIVEL, FRONT	1
14	PAOZZ	5310002256408	96906	MS51922-53	NUT, SELF-LOCKING, HE.....	4
15	PAOZZ	5310008238803	96906	MS27183-21	WASHER, FLAT	8
16	PAOZZ		96906	MS90727-174	SCREW, CAP, HEXAGON H.....	4
17	PAOZZ	5310007638920	96906	MS51967-20	NUT, PLAIN, HEXAGON	2
18	PAOZZ	5310000455001	96906	MS35340-50	WASHER, LOCK	2
19	PBOZZ		22938	65-5275	CHAIN, SAFETY	2
20	PAOZZ	5305002535616	96906	MS21318-22	SCREW, DRIVE	4
21	PAOZZ		22938	867-7000	PLACARD, LUB	1
22	PAOZZ		22938	867-5000	STUD, GRADE 8	6
23	PAOZZ	5310009591488	96906	MS51922-21	NUT, SELF-LOCKING, HE.....	18
24	PAOZZ		22938	5294-1	BUMPER, RUBBER.....	2
25	XBOZZ		22938	5203-20	FENDER ASSEMBLY, LH.....	1
26	XBFFF		22938	867-1000	FRAME WLDMT, TRLR.....	1
27	XDFZZ		96906	MS21237-1	RING, TIE-DOWN.....	4
28	PAOZZ	5310009597600	96906	MS51922-5	NUT, SELF-LOCKING, HE.....	23
29	PAOZZ	5310008094058	96906	MS27183-10	WASHER, FLAT	39
30	PAOZZ	5306000680514	80204	B1821BH025F088N	BOLT, MACHINE	24
31	XBOZZ		22938	867-6000	BRKT, PLACARD HLDR	1
32	PAOZZ		96906	MS90726-69	SCREW, CAP, HEXAGON H.....	2
33	XBOZZ		22938	867-4305	TIRE WINCH	
34	PAOZZ	5310000679507	96906	MS51922-37	NUT, SELF-LOCKING, HE.....	8
35	PAOZZ	5305007168186	96906	MS90726-110	SCREW, CAP, HEXAGON H.....	8
36	XBOZZ		22938	1-4251	BRACKET, EYE, ROTAT.....	1
37	PAOZZ	5315008395822	96906	MHS24665-353	PIN, COTTER	1
38	PAOZZ		22938	5403-1	PIN, SPECIAL.....	1
39	XBOZZ		22938	4251	BRACKET, EYE, NONRO.....	2
40	XBOZZ		22938	1-4250	BRKT ASSY, SPR SPRT	2
41	PAOZZ	5310001766271	96906	MS51922-41	NUT, SELF-LOCKING, HE.....	1
42	PAOZZ		96906	MS90725-147	SCREW, CAP, HEXAGON H.....	1
43	XBOZZ		22938	4250	BRACKET, FR SPR.....	2
44	PAOZZ		22938	8-5289	SHOCK ABSORBER	2
45	XBOZZ		22938	867-4302	WINGNUT WHEEL LOCK	1
46	XBOZZ		22938	867-4303	NUT, WHEEL LOCK	1
47	PAOZZ		22938	MS16843-1	NUT, CABLE CLAMPING	1
48	XBOZZ		22938	867-4304	BRKT, WHEEL HOLD DN.....	1

SECTION II

TM5-4220-233-24P

(1) ITEM NO	(2) SMR CODE	(3) NSN	(4) CAGEC	(5) PART NUMBER	(6) DESCRIPTION AND USABLE ON CODES (UOC)	(7) QTY
49	PAOZZ	5305002692811	96906	MS90726-67	SCREW, CAP, HEXAGON H.....	6
50	XBOZZ		22938	867-4301	SUPPORT, SPARE TIRE.....	1
51	XBOZZ		22938	7613-11	BRKT, BRAKE CABLE.....	2
52	PAOZZ		96906	MS90726-62	SCREW, CAP, HEXAGON H.....	8
53	PAOZZ		96906	MS21919WDG9	CLAMP LOOP.....	12
54	PAOZZ	5310009038282	96906	MS21083N4	NUT, SELF-LOCKING, HE.....	4
55	PAOZZ	5305002678953	96906	MS90727-5	SCREW, CAP, HEXAGON H.....	4
56	PAOOZ	6220005773434	96906	MS35423-1	LIGHT, MARKER, CLEARA.....	4
57	PAOZZ	5310009026676	96906	MS21083N3	NUT, SELF-LOCKING, HE.....	44
58	PAOZZ		96906	MS27183-47	WASHER FLAT.....	44
59	PAOZZ	5305009931848	96906	MS35207-265	SCREW, MACHINE.....	44
60	XBOZZ		22938	867-3002	PLATE, SPCR, MKR LT.....	11
61	PAOZZ	5310005501130	96906	NS35333-40	WASHER, LOCK.....	1
62	XBOZZ		22938	5297-2	BRACKET, CABLE HLDR.....	1
63	PAOZZ	5305009897434	96906	MS35207-263	SCREW, MACHINE.....	1
64	XBOZZ		22938	5297-1	CLIP, CABLE HOLDING.....	1
65	PAOZZ	9905002023639	96906	MS35387-2	REFLECTOR, INDICATIN.....	4
66	PAOOZ	6220007261916	96906	NMS35423-2	LIGHT, MARKER, CLEARA.....	7
67	PAOZZ		96906	MS90725-58	SCREW, CAP, GRADE 5.....	4
68	PAOOZ	6220010934439	96906	MS52125-2	STOP LIGHT-TAILLIGH.....	2
69	PAOZZ	6240000193093	58536	A52463-1-09	LAMP, INCANDESCENT.....	2
70	PAOZZ	6240000446914	58536	A52463-2-10	LAMP, INCANDESCENT.....	2
71	PAOZZ		96906	12360850-1	LAMP, INCANDESCENT.....	2
72	PAOZZ		96906	12360870-2	LAMP, INCANDESCENT.....	2
73	PAOZZ	6240000190877	58536	A52463-1-08	LAMP, INCANDESCENT.....	4

END OF FIGURE

1
|
┌ 2-5 ┐

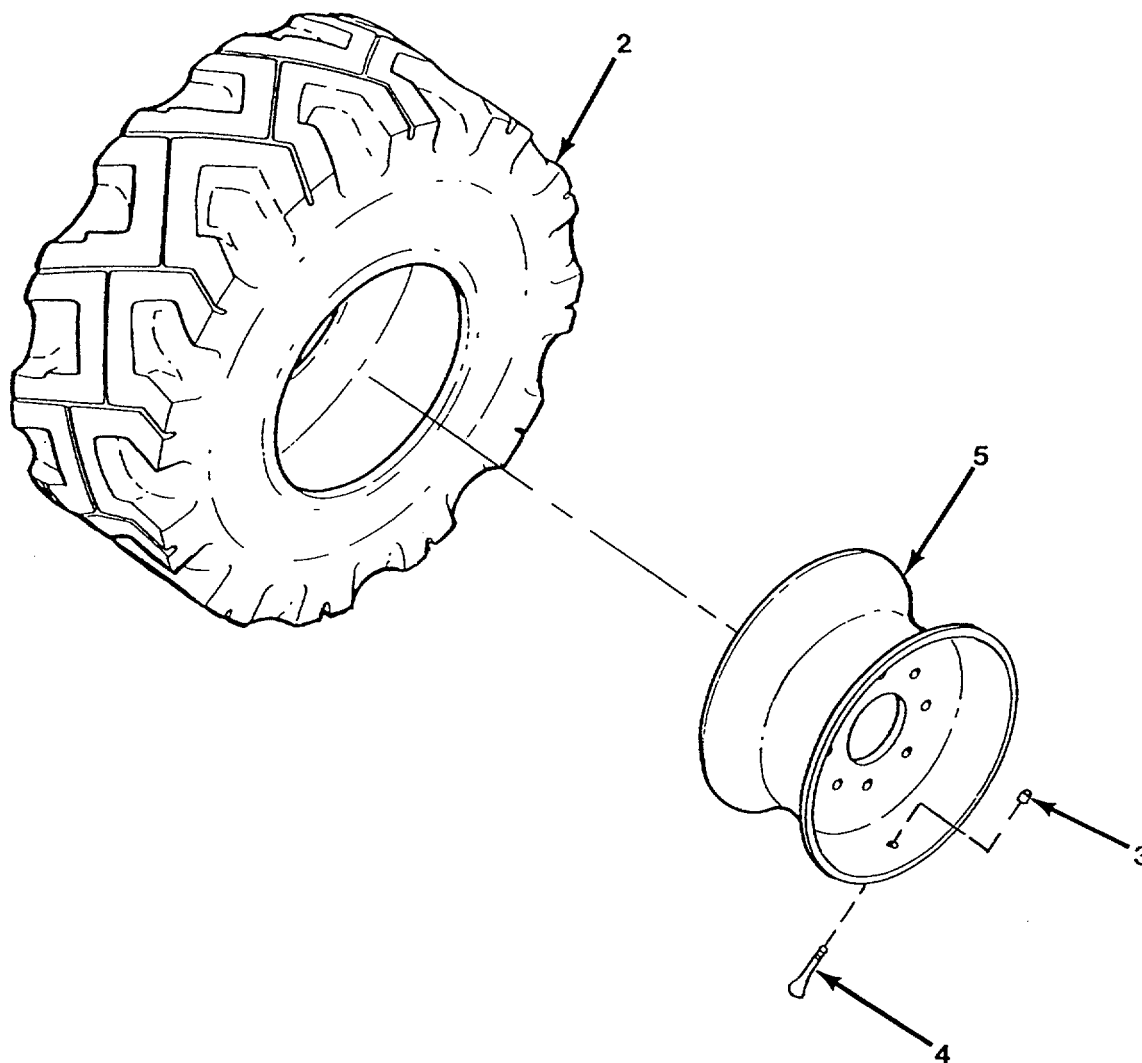


FIGURE 15. TIRE AND WHEEL ASSEMBLY.

SECTION II

TM5-4220-233-24P

(1) ITEM NO	(2) SMR CODE	(3) NSN	(4) CAGEC	(5) PART NUMBER	(6) DESCRIPTION AND USABLE ON CODES (UOC)	(7) QTY
					GROUP 02 TRAILER, SERVICING UNIT	
					FIG. 15 TIRE AND WHEEL ASSEMBLY	
1	XBOOO		22938	1-3743	TIRE AND WHEEL ASSY	3
2	PAOFF		73842	181-853-623-0	TIRE TUBELESS	1
4	PAOZZ		73842	208-057-500-0	V, TIRE, MOD TR575	1
5	PBOZZ		64197	7839DC	RIM, WHEEL	1

END OF FIGURE

1
|
[2 - 11]

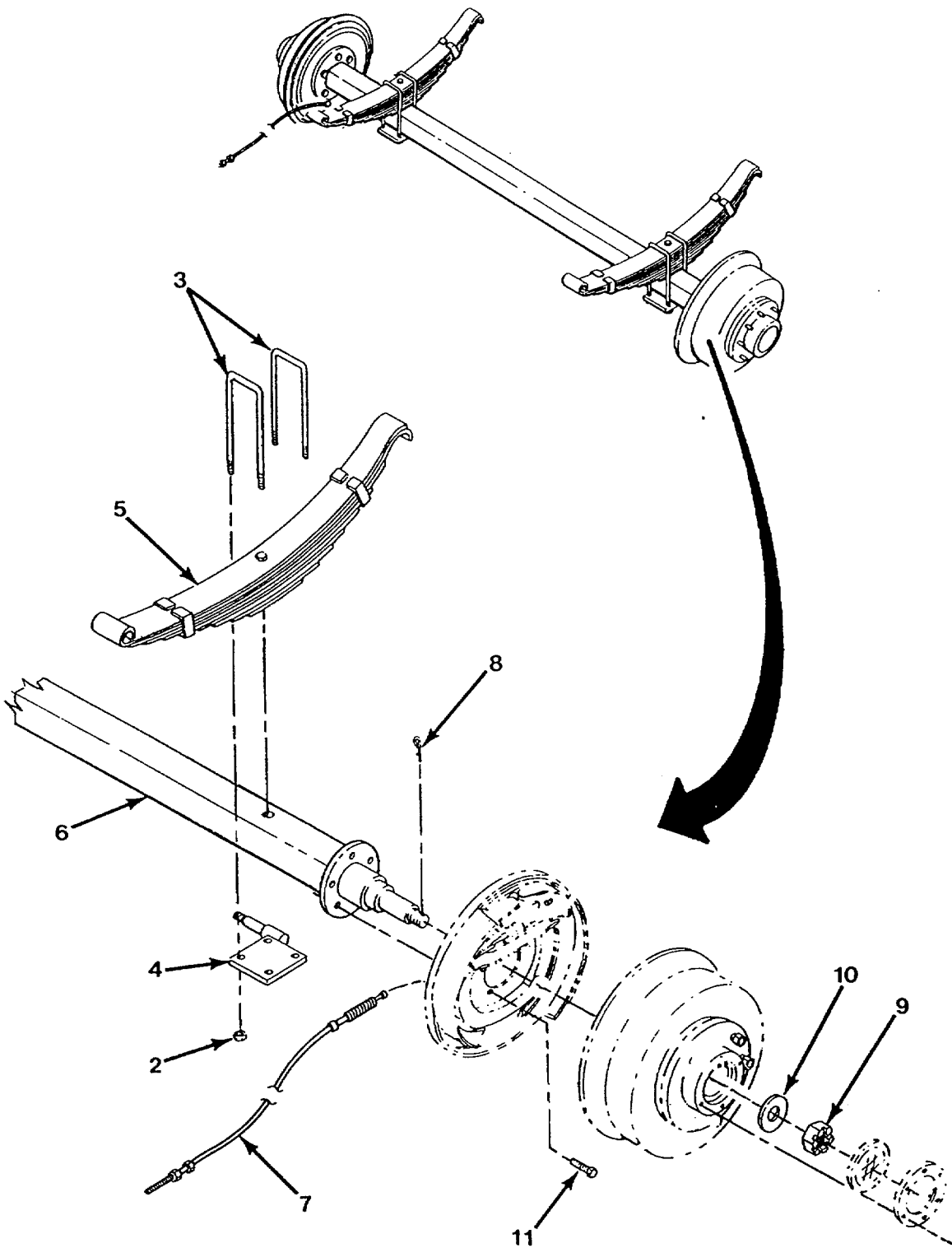


FIGURE 16. AXLE ASSEMBLY

SECTION II

TM5-4220-233-24P

(1) ITEM NO	(2) SMR CODE	(3) NSN	(4) CAGEC	(5) PART NUMBER	(6) DESCRIPTION AND USABLE ON CODES (UOC)	(7) QTY
GROUP 02 TRAILER, SERVICING UNIT						
FIG. 16 AXLE ASSEMBLY						
1	XBOFF		22938	867-22420	AXLE ASSEMBLY.....	1
2	PAOZZ	5310008975940	96906	MS51922-45	NUT, SELF-LOCKING, HE.....	8
3	PAOZZ		22938	5101-11	BOLT, U.....	4
4	XBOZZ		22938	5289-36	TIE PLATE AND STUD.....	2
5	PAOZZ		22938	1-4010-5	SPRING.....	2
6	XBFZZ		22938	867-22420-2	REAR AXLE BEAM WELD.....	1
7	PBOZZ		22938	9-8331	BRAKE CABLE ASSY.....	2
8	PAOZZ	5315002981499	96906	MS24665-360	PIN, COTTER.....	2
9	PAOZZ		22938	4600-17	SPINDLE NUT.....	2
10	PAOZZ		22938	4702-6	SPINDLE WASHER.....	2
11	PAOZZ		96906	MS90726-62	SCREW, CAP, HEXAGON H.....	10

END OF FIGURE

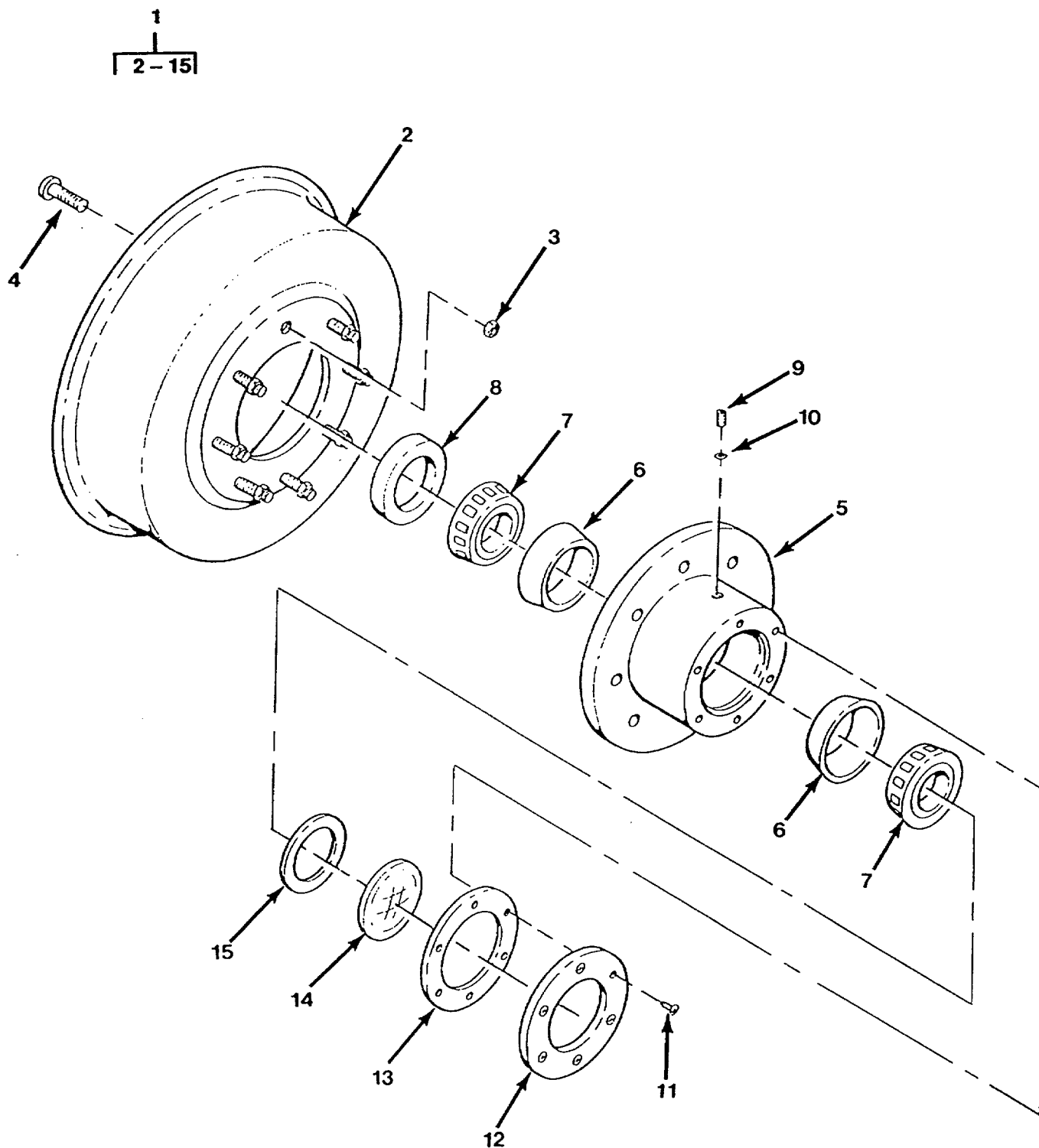


FIGURE 17. HUB AND DRUM ASSEMBLY.

SECTION II

TM5-4220-233-24P

(1) ITEM NO	(2) SMR CODE	(3) NSN	(4) CAGEC	(5) PART NUMBER	(6) DESCRIPTION AND USABLE ON CODES (UOC) GROUP 02 TRAILER, SERVICING UNIT FIG. 17 HUB AND DRUM ASSEMBLY	(7) QTY
1	XBOFF		22938	3-3638	HUB & DRUM ASSY	2
2	PBFZZ		22938	8206-1	BRAKE DRUM	1
3	PAOZZ		22938	4603-11	WHEEL NUT	8
4	PAFZZ	5307010211779	33968	35360312	STUD, PLAIN	8
5	XBFZZ		22938	3638-6	HUB, MACHINED	1
6	PAFZZ		22938	6152	BEARING CUP	2
7	PAOZZ	3110001003537	16004	AP24780	CONE AND ROLLERS, TA	2
8	PAOZZ		63307	AG-7135-EO	SEAL	1
9	PAOZZ		25841	HPSON, SIZE 2	PLUG, HOLLOW, HEX	1
10	PAOZZ		81349	M83461/1-011	PACKING, PREFORMED	1
11	PAOZZ		22938	4903-11	MOUNTING SCREW	6
12	XBOZZ		26151	359.5992	MOUNTING RING	1
13	PAOZZ		26151	359.5991	GASKET	1
14	PAOZZ		26151	359.6092	CAP, SEE THRU	1
15	PAOZZ		22938	6335-6	GASKET	1

END OF FIGURE

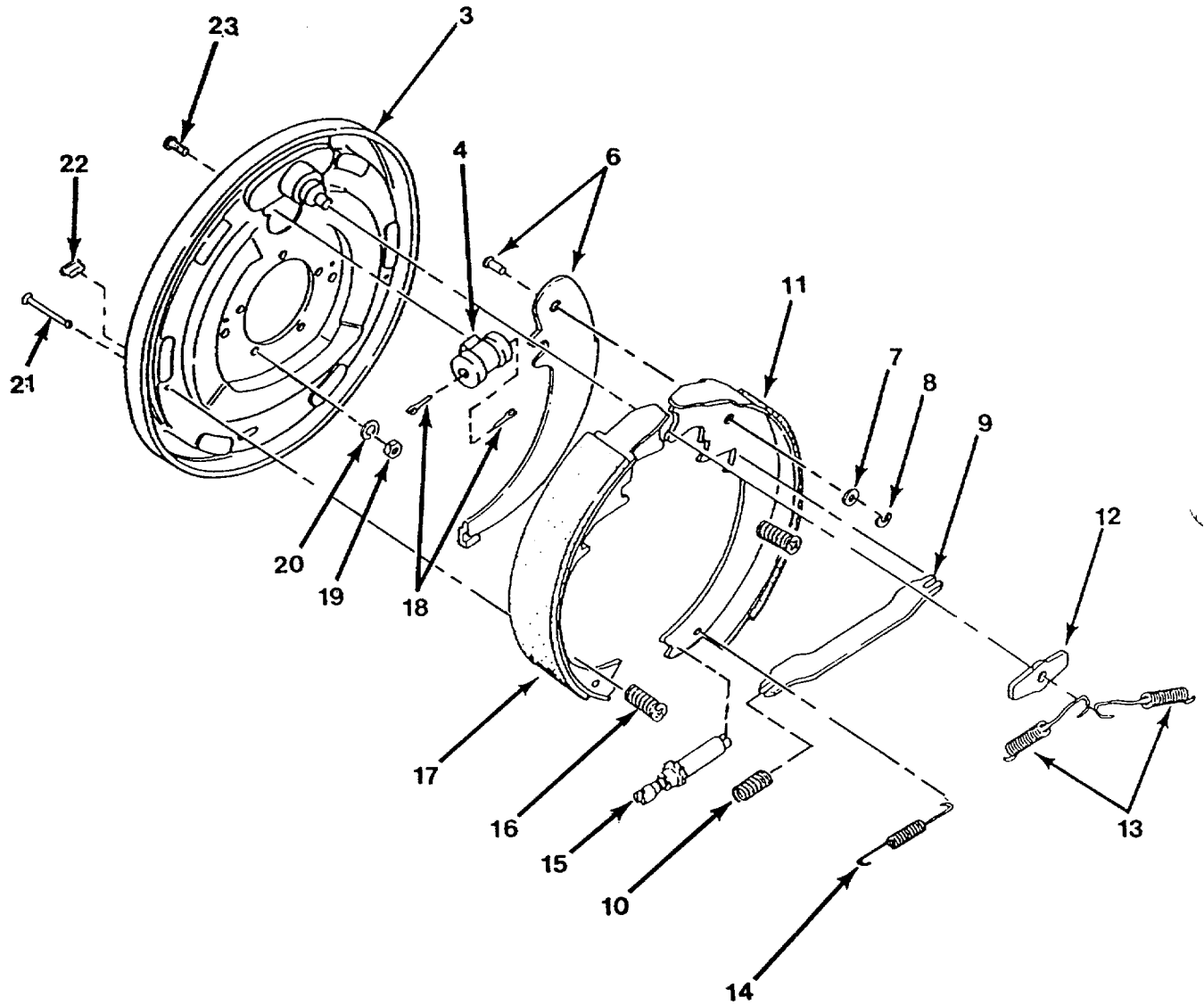
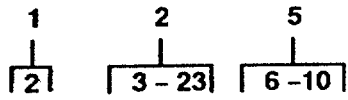


FIGURE 18. BRAKE ASSEMBLY

SECTION II

TM5-4220-233-24P

(1) ITEM NO	(2) SMR CODE	(3) NSN	(4) CAGEC	(5) PART NUMBER	(6) DESCRIPTION AND USABLE ON CODES (UOC) GROUP 02 TRAILER, SERVICING UNIT FIG. 18 BRAKE ASSEMBLY	(7) QTY
1	XBOOO		22938	7-8214	BRAKE ASSY	1
2	XBOOO		15460	23-324	BRAKE ASSEMBLY, LH	1
2	XBOOO		15460	23-325	BRAKE ASSEMBLY, RH.....	1
3	XBOZZ		15460	36-93-3	BACKING PLATE ASSY	1
4	PAOZZ		15460	54-62	BRAKE CYLINDER, LH	1
4	PAOZZ		15460	54-63	BRAKE CYLINDER, RH.....	1
5	XBOOO		15460	5.2K	PARKING BRAKE, RH.....	1
6	PAOZZ		15460	47-110-1	PARKING LEVER & PIN, LH.....	1
6	PAOZZ		15460	47-111-1	PARKING LEVER & PIN, RH.....	1
7	PAOZZ		15460	5-112	WASHER, SPR TENSION.....	1
8	PAOZZ		15460	69-55	RETAINER.....	1
9	PAOZZ		15460	47-109	STRUT, PARKING.....	1
10	PAOZZ		15460	46-103	SPR, STRUT, PARKING.....	1
11	KFOZZ		15460	40-204	PRI SHOE & LINING PART OF KIT P/N 71-268 ...	2
12	PAOZZ		15460	5-113	WASHER, ANCHOR POST	1
13	PAOZZ		15460	46-101	SPRING RETRACTOR	2
14	PAOZZ		15460	46-102	SPR, ADJUSTING SCR.....	1
15	PAOZZ		15460	43-4	ADJUSTER ASSEMBLY	1
16	KFOZZ		15460	46-77	SHOE HOLD-DOWN SPR PART OF KIT P/N..... 71-268	2
17	KFOZZ		15460	40-206	SEC SHOE & LINING PART OF KIT P/N 71-268..	2
18	PAOZZ		15460	54-60	PUSH ROD	2
19	PAOZZ	5310011939080	15460	6-10	NUT	5
20	PAOZZ		15460	5-4	WASHER LOCK	5
21	KFOZZ		15460	49-12	SHOE HOLD-DOWN PIN PART OF KIT P/N..... 71-268	2
22	PAOZZ		15460	46-7	PLUG	1
23	PAOZZ		15460	87-1	SCREW & WASHER ASSY	2
	PAOZZ		15460	71-268	KIT, SHOE & LINING	1
					PRI SHOE & LINING (1)* 18-11	
					SEC SHOE & LINING (1)* 18-17	
					SHOE HOLD-DOWN SPR (2)* 18-16	
					SHOE HOLD-DOWN PIN (2)* 18-21	

END OF FIGURE

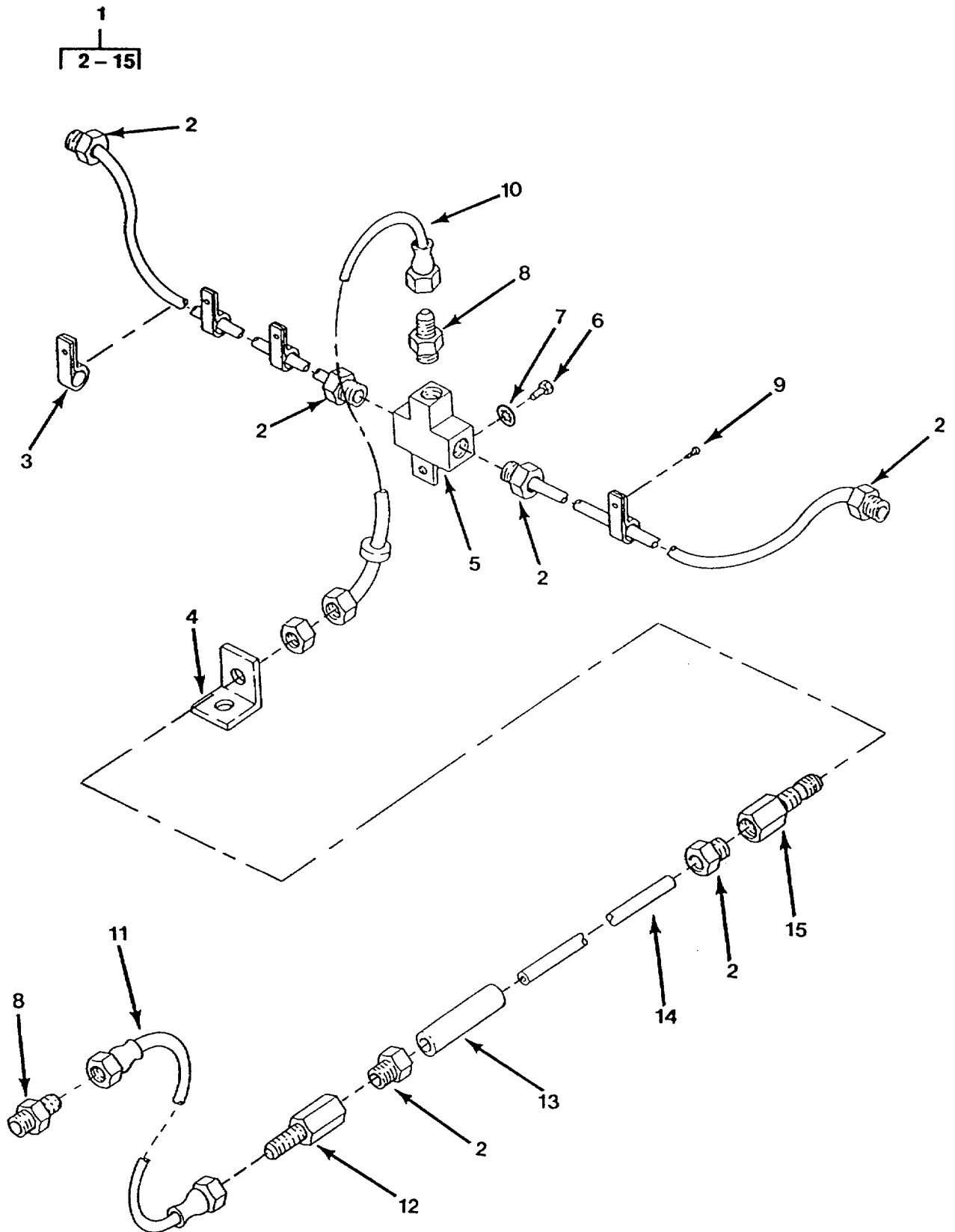


FIGURE 19. KIT, HYDRAULIC BRAKE.

SECTION II

TM5-4220-233-24P

(1) ITEM NO	(2) SMR CODE	(3) NSN	(4) CAGEC	(5) PART NUMBER	(6) DESCRIPTION AND USABLE ON CODES (UOC) GROUP 02 TRAILER, SERVICING UNIT FIG. 19 KIT, HYDRAULIC BRAKE	(7) QTY
1	XBOOO		22938	4-8513	KIT, HYDRAULIC BK.....	1
2	PAOZZ		22938	5269-2	NUT TUBE COUPLING.....	6
3	PAOZZ	5340002008560	96906	MS21919WDG5	CLAMP, LOOP.....	4
4	XBOZZ		22938	5286-1	BRACKET, BRAKE LINE.....	1
5	PAOZZ		22938	5268-3	CONNECTOR, MULTIPLE.....	1
6	PAOZZ		96906	MS90724-32	SCREW, CAP.....	1
7	PAOZZ	5310001670721	96906	MS35333-41	WASHER, LOCK.....	1
8	PAOZZ		22938	61-8517	FITTING, ADAPTER.....	2
9	PAOZZ		96906	MS24625-20	SCREW, TAPPING.....	4
10	PAOZZ		30003	804AS121-2	HOSE ASSY, SWIVEL.....	1
11	PAOZZ		22938	62-8517	HOSE ASSY, SWIVEL.....	1
12	PAOZZ		22938	59-8517	FITTING, ADAPTER.....	1
13	MOOZZ		22938	867-8513-2	LOOM PROTECTIVE MAKE FROM GSX500 ASPHALT LOOM P/N MIL-C-20079.	1
14	PAOZZ		22938	5-8504	TUBE.....	6
15	PAOZZ		22938	60-8517	FITTING, ADPTR, BHD.....	1

END OF FIGURE

1
2-451

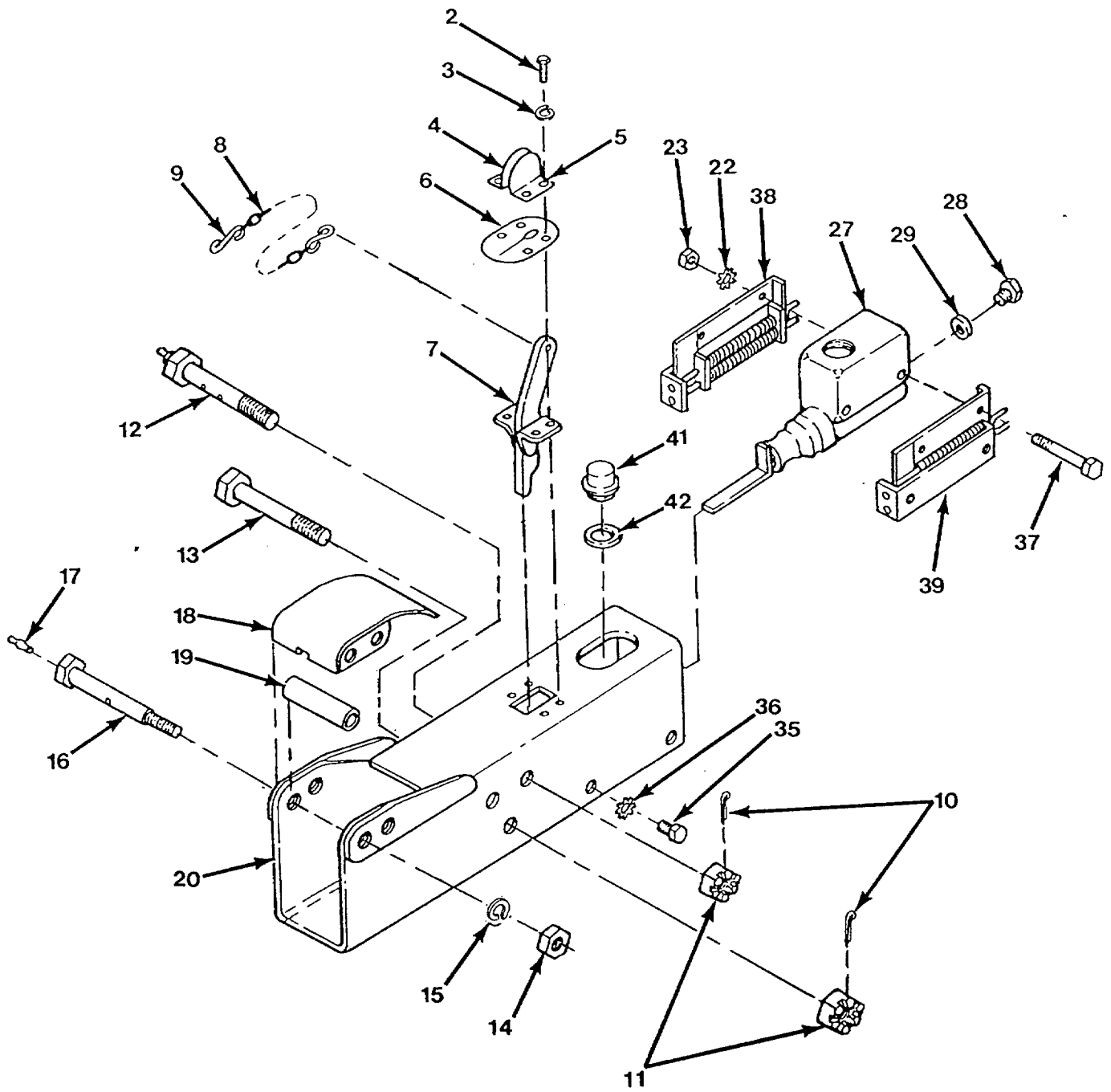


FIGURE 20. SURGE ACTUATOR (SHEET 1 OF 2).

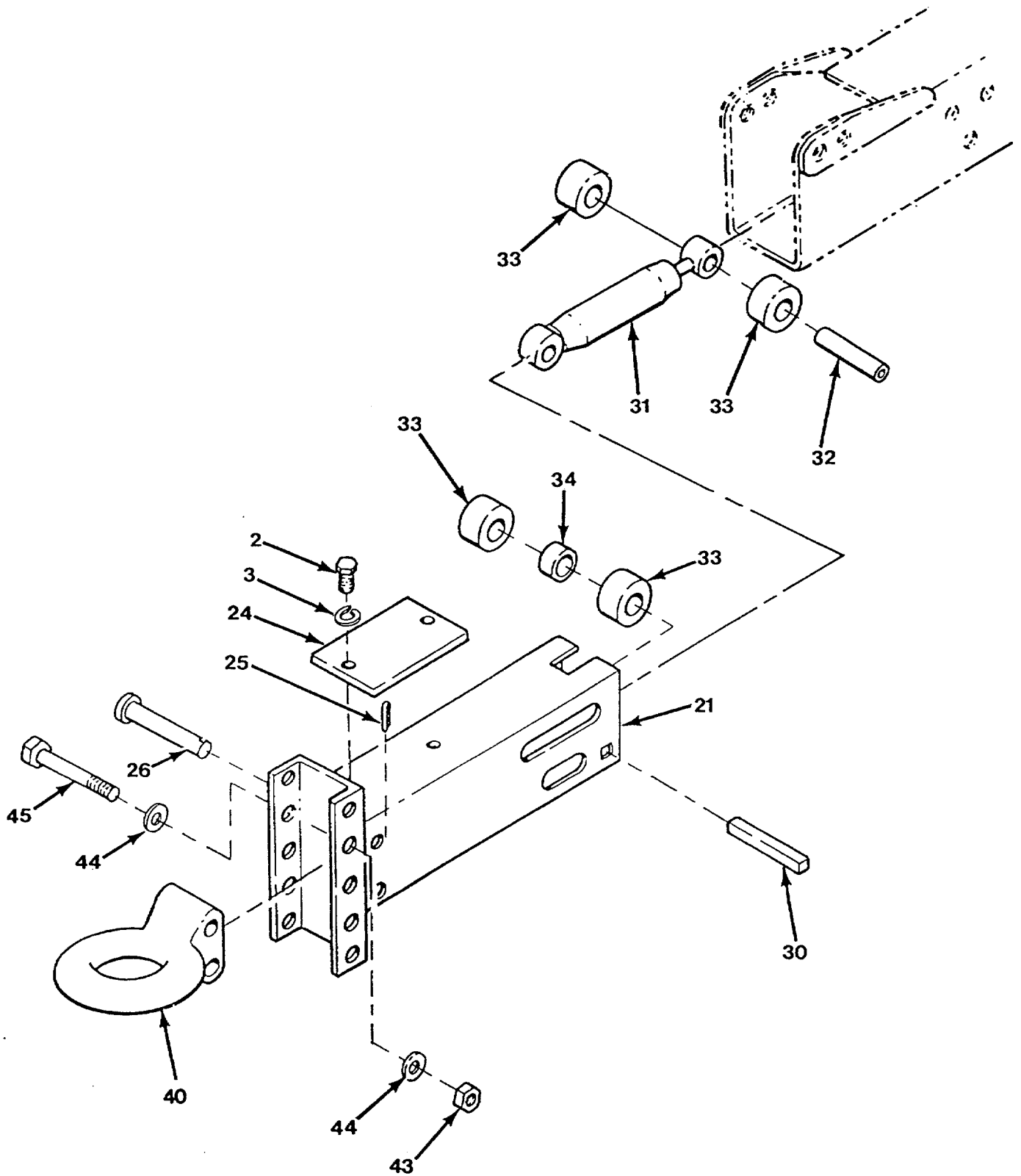


FIGURE 20. SURGE ACTUATOR (SHEET 2 OF 2).

SECTION II

TM5-4220-233-24P

(1) ITEM NO	(2) SMR CODE	(3) NSN	(4) CAGEC	(5) PART NUMBER	(6) DESCRIPTION AND USABLE ON CODES (UOC) GROUP 02 TRAILER, SERVICING UNIT FIG. 20 SURGE ACTUATOR	(7) QTY
1	XBOFF		22938	5708-1	SURGE ACTUATOR ASSY	1
2	PAFZZ	5306011005113	94189	7949	BOLT	6
3	PAFZZ		94189	7938	LOCKWASHER	6
4	PAFZZ		94189	10527	BRACKET, ANGLE	1
5	PAFZZ		94189	10526	BRACKET, ANGLE	1
6	PAFZZ	5330010160579	94189	10552	GASKET	1
7	PAFZZ		94189	10541	LEVER, TRIP	1
8	PAOZZ		94189	7768	CHAIN, BREAKAWAY	1
9	PAOZZ	4030001538711	94189	10555	HOOK, CHAIN, S.....	2
10	PAFZZ		94189	7994	PIN, SPRING	3
11	PAFZZ		94189	7971	NUT PLAIN, SLOTTED.....	3
12	PAFZZ		94189	8294	BOLT, FLUID PASSAGE	2
13	PAFZZ		94189	8295	BOLT, REAR ROLLER.....	1
14	PAFZZ	5310011005111	94189	7985	NUT	2
15	PAFZZ	5310011008767	94189	7937	WASHER, LOCK	2
16	PAFZZ	5306005544767	94189	8288	BOLT, MACHINE	2
17	PAFZZ	4730011005505	94189	1449-01	FITTING, LUBRICATION.....	2
18	PAFZZ		94189	8289	COVER, ROLLER, FRON.....	1
19	PAFZZ	3120012420981	94189	16019	ROLLER, LINEAR-ROTAR	2
20	PAFZZ		94189	10553	FRAME SECTION, STRU.....	1
21	PAFZZ		94189	15563	SLIDE ASSEMBLY, INN	1
22	PAFZZ		94189	12552	WASHER LOCK	2
23	PAFZZ	5310011005112	94189	7976	NUT	2
24	PAFZZ		94189	8284	RAIL, CENTERING	1
25	PAFZZ		94189	7997	COTTER PIN	2
26	PAFZZ		94189	8298	PIN, STRAIGHT, HEAD.....	2
27	PAFZZ	2530011489269	94189	23744	CYLINDER, HYDRAULIC.....	1
28	PAFZZ		94189	12099	CONNECTOR, ACTUATOR.....	1
29	PAFZZ	5310002756635	94189	7745	WASHER, FLAT	1
30	PAFZZ	2530010870993	94189	8301	BLOCK, PUSHROD	1
31	PAFZZ		94189	7784	SHOCK ABSORBER, DIR	2
32	PAFZZ		94189	8297	SPACER, SLEEVE	3
33	PAFZZ	3120001798950	94189	8291	ROLLER, LINEAR-ROTAR	4
34	PAFZZ		94189	3328	SPACER, SLEEVE	1
35	PAFZZ	5306011008680	94189	7948	BOLT	4
36	PAFZZ		94189	12489	WASHER LOCK	4
37	PAFZZ		4X630	8271	BOLT, HEX, 3/8 NC	4
38	PAFZZ		94189	8388	BRACKET ASSEMBLY, R	1
39	PAFZZ		94189	8389	BRACKET ASSEMBLY, L.....	1
40	XBOZZ		22938	5713-5	LUNETTE EYE	1
41	PAOZZ		22938	5707-4	CAP, FILLER, OPENIN.....	1
42	PAOZZ		22938	5707-3	GASKET, VENT CAP.....	1
43	PAOZZ	5310002256993	96906	MS51922-33	NUT, SELF-LOCKING, HE.....	2
44	PAOZZ	5310008095998	96906	MS27183-18	WASHER, FLAT	4
45	PAOZZ	5305000712081	80204	B1821BH050C450N	SCREW, CAP, HEXAGON H.....	2

END OF FIGURE

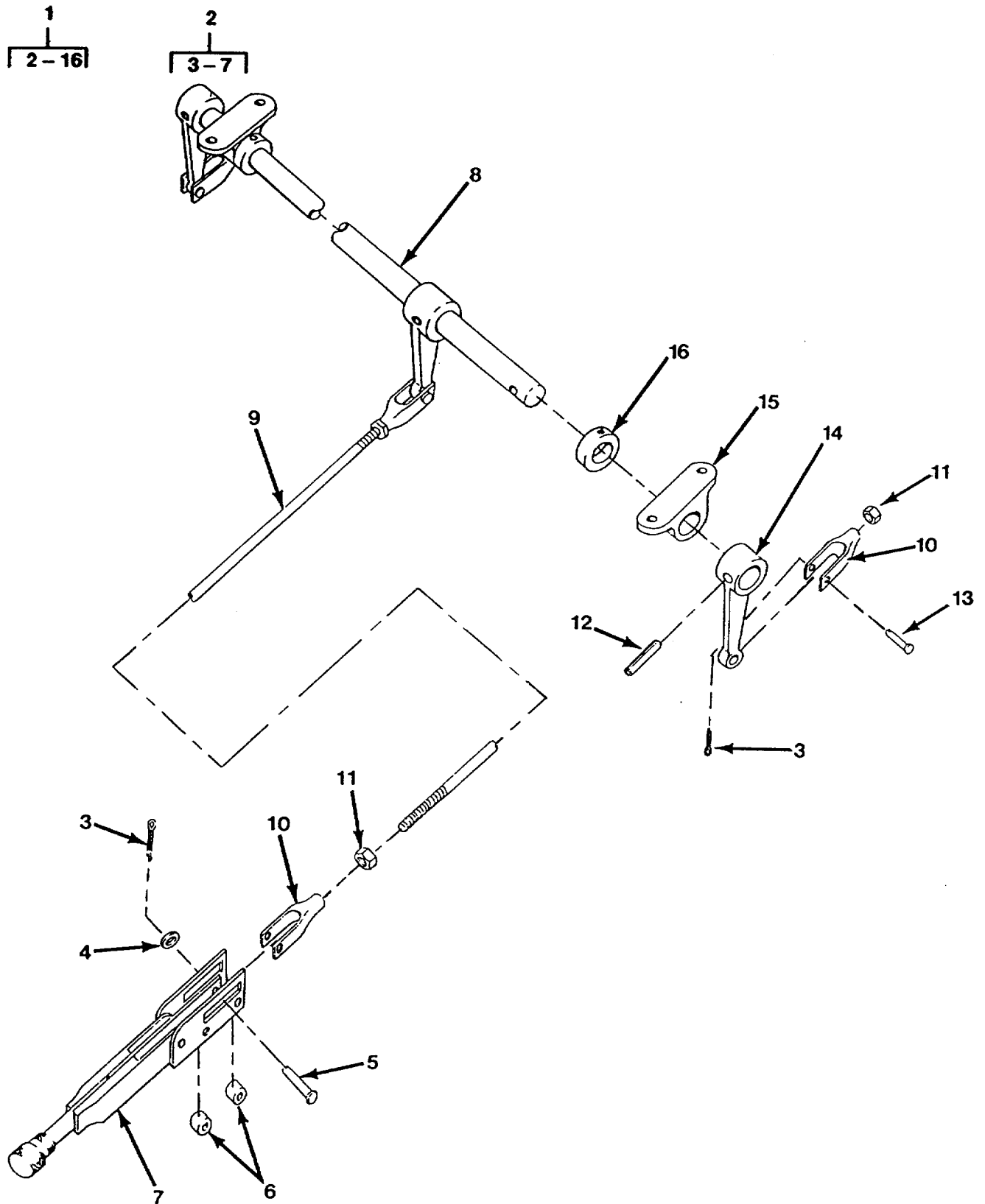


FIGURE 21. HANDBRAKE AND CROSS SHAFT ASSEMBLY.

SECTION II

TM5-4220-233-24P

(1) ITEM NO	(2) SMR CODE	(3) NSN	(4) CAGEC	(5) PART NUMBER	(6) DESCRIPTION AND USABLE ON CODES (UOC) GROUP 02 TRAILER, SERVICING UNIT FIG. 21 HANDBRAKE AND CROSS SHAFT ASSEMBLY	(7) QTY
1	XBOOO		22938	867-5901	HBK & XSHAFT ASSY.....	1
2	XBOZZ		22938	1-5904	LEVER, MANUAL CONTR.....	1
3	PAOZZ	5315008423044	96906	MS24665-283	PIN, COTTER.....	4
4	PAOZZ		88044	AN960-616	WASHER FLAT.....	1
5	PAOZZ		22938	5206-2	PIN, STRAIGHT, HEAD.....	1
6	PAOZZ		22938	5204	SPACER.....	2
7	PAOZZ		22938	5904	LEVER, MANUAL CONTR.....	1
8	XBOZZ		22938	5910-867	CROSS-SHAFT.....	1
9	PAOZZ		22938	8300-280	BK ROD (28" LONG).....	1
10	PAOZZ		22938	5205	CONNECTOR, AXLE NON.....	4
11	PAOZZ		22938	4601-47	NUT.....	4
12	PAOZZ		96906	MS16562-165	PIN, SPRING.....	3
13	PAOZZ		22938	5206	PIN, SPECIAL.....	3
14	PAOZZ		22938	5909	LEVER, REMOTE CONTR.....	3
15	PAOZZ		22938	5908	BEARING.....	2
16	PAOZZ		22938	6319-2	SCREW.....	2

END OF FIGURE

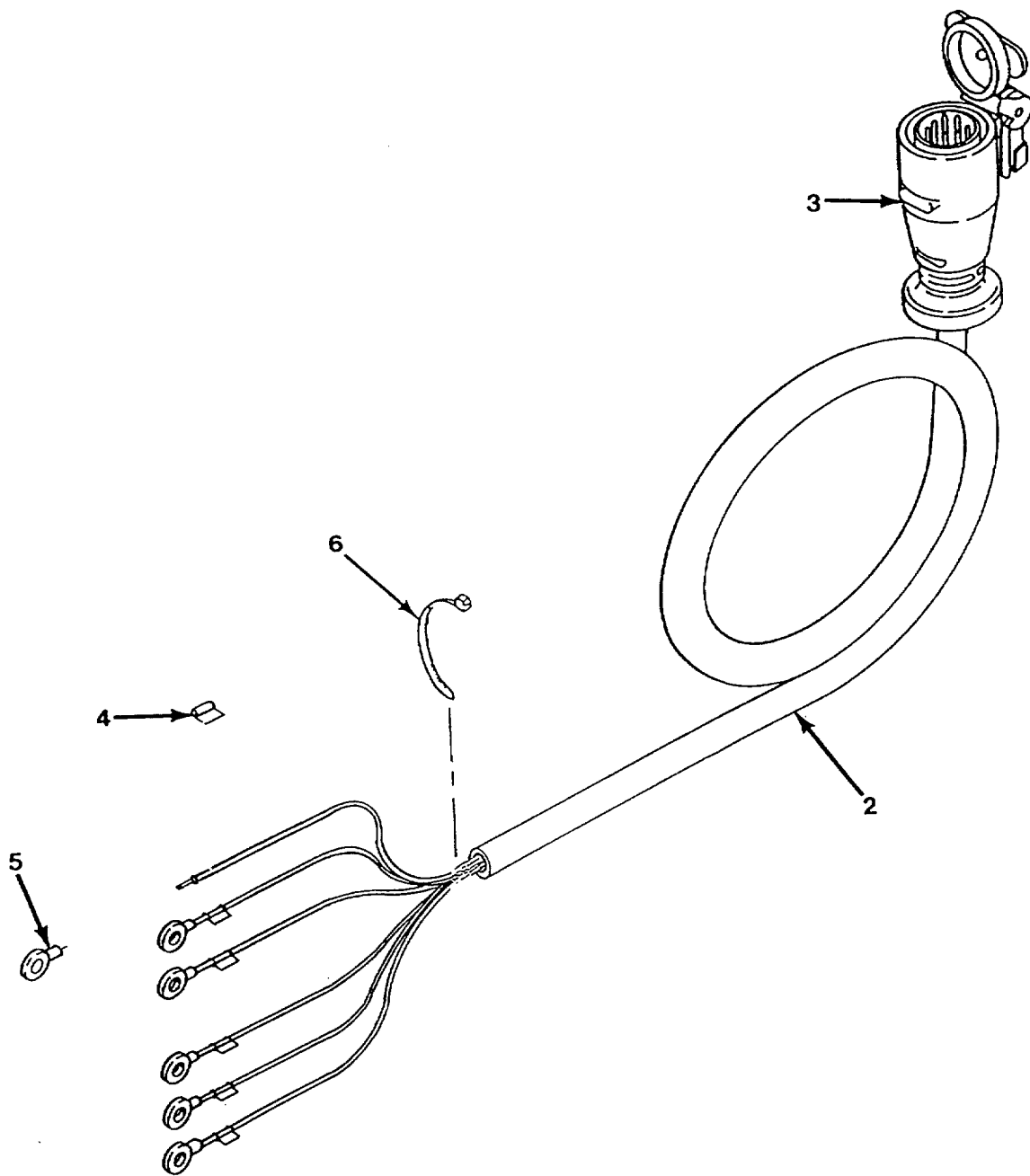
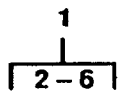


FIGURE 22. CABLE ASSEMBLY.

SECTION II

TM5-4220-233-24P

(1) ITEM NO	(2) SMR CODE	(3) NSN	(4) CAGEC	(5) PART NUMBER	(6) DESCRIPTION AND USABLE ON CODES (UOC)	(7) QTY
GROUP 02 TRAILER, SERVICING UNIT						
FIG. 22 CABLE ASSEMBLY						
1	XBOOO		22938	867-2600	CABLE ASSEMBLY	1
2	PAOZZ	6145007056686	81349	MH13486/12-1	CABLE, SPECIAL PURPO.....	1
3	PAOZA	5935000592841	96906	MS75020-1	CONNECTOR, PLUG, ELEC	1
4	XBOZZ		96906	MS39020-1	BAND MARKER.....	9
5	PAOZZ	5940001434774	96906	MS25036-153	TERMINAL, LUG	6
6	PAOZZ	5975009846582	96906	MS3367-1-0	STRAP, TIEDOWN, ELECT.....	1

END OF FIGURE

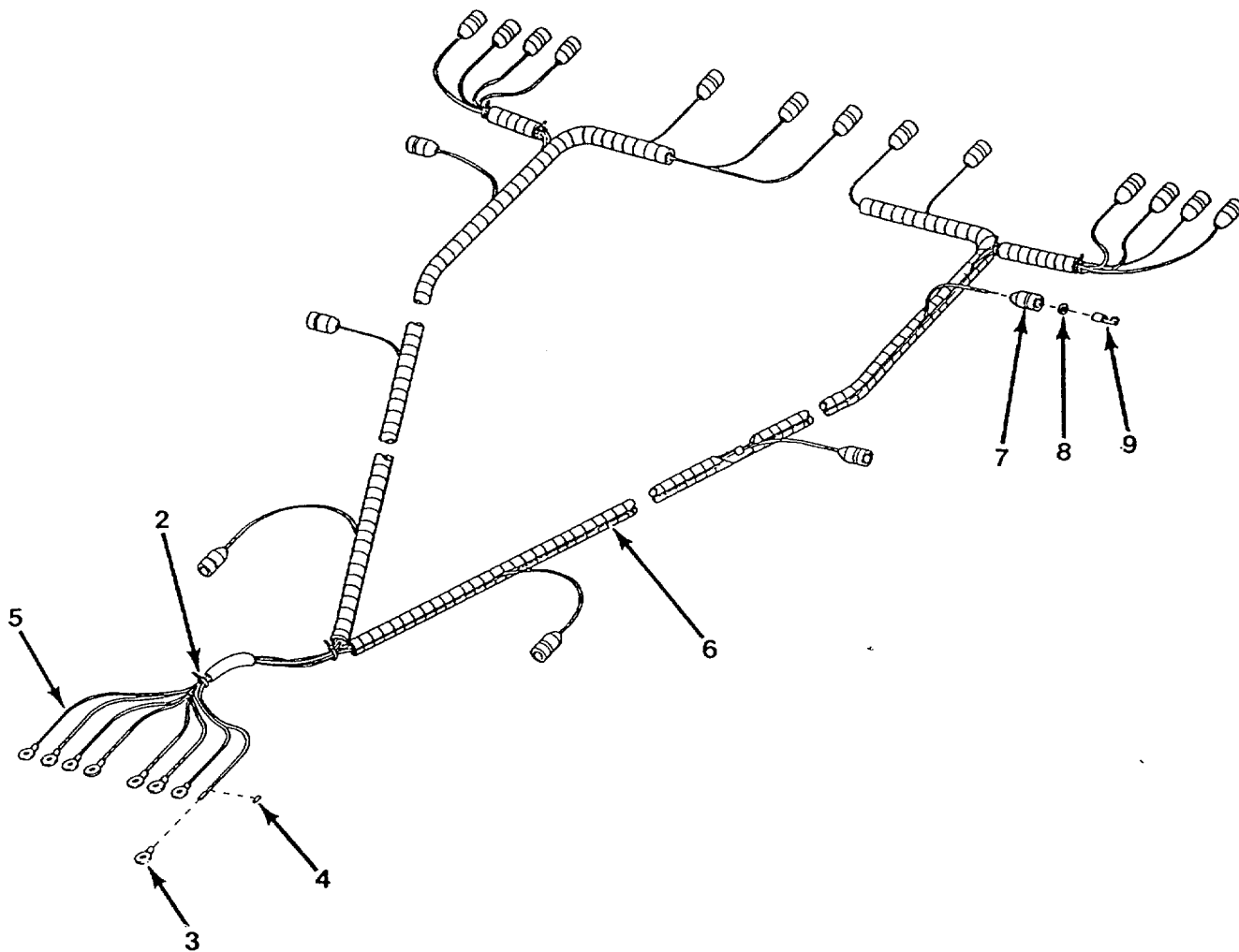
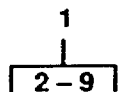


FIGURE 23. WIRING HARNESS ASSEMBLY.

SECTION II

TM5-4220-233-24P

(1) ITEM NO	(2) SMR CODE	(3) NSN	(4) CAGEC	(5) PART NUMBER	(6) DESCRIPTION AND USABLE ON CODES (UOC)	(7) QTY
					GROUP 02 TRAILER, SERVICING UNIT	
					FIG. 23 WIRING HARNESS ASSEMBLY	
1	PBOOO		22938	867-2500	WIRING HARNESS ASSY.....	1
2	PAOZZ	5975009846582	96906	MS3367-1-0	STRAP, TIEDOWN, ELECT.....	40
3	PAOZZ	5940001434774	96906	MS25036-153	TERMINAL, LUG	8
4	XBOZZ		96906	MS39020-1	BAND MARKER.....	35
5	PAOZZ	6145001526499	81349	M13486/1-5	WIRE, ELECTRICAL	1
6	PAOZZ		80244	HH-T-791C, 5/8" DIA	TUBE, FLEX, NONMTLC.....	1
7	PAOZZ	5935005729180	98652	8338566	SHELL, ELECTRICAL CO.....	19
8	PAOZZ		98652	8338567	WASHER, ELEC CONN	19
9	PAOZA	5935001846707	96906	MS27144-3	CONNECTOR, PLUG, ELEC.....	19

END OF FIGURE

1
2-21

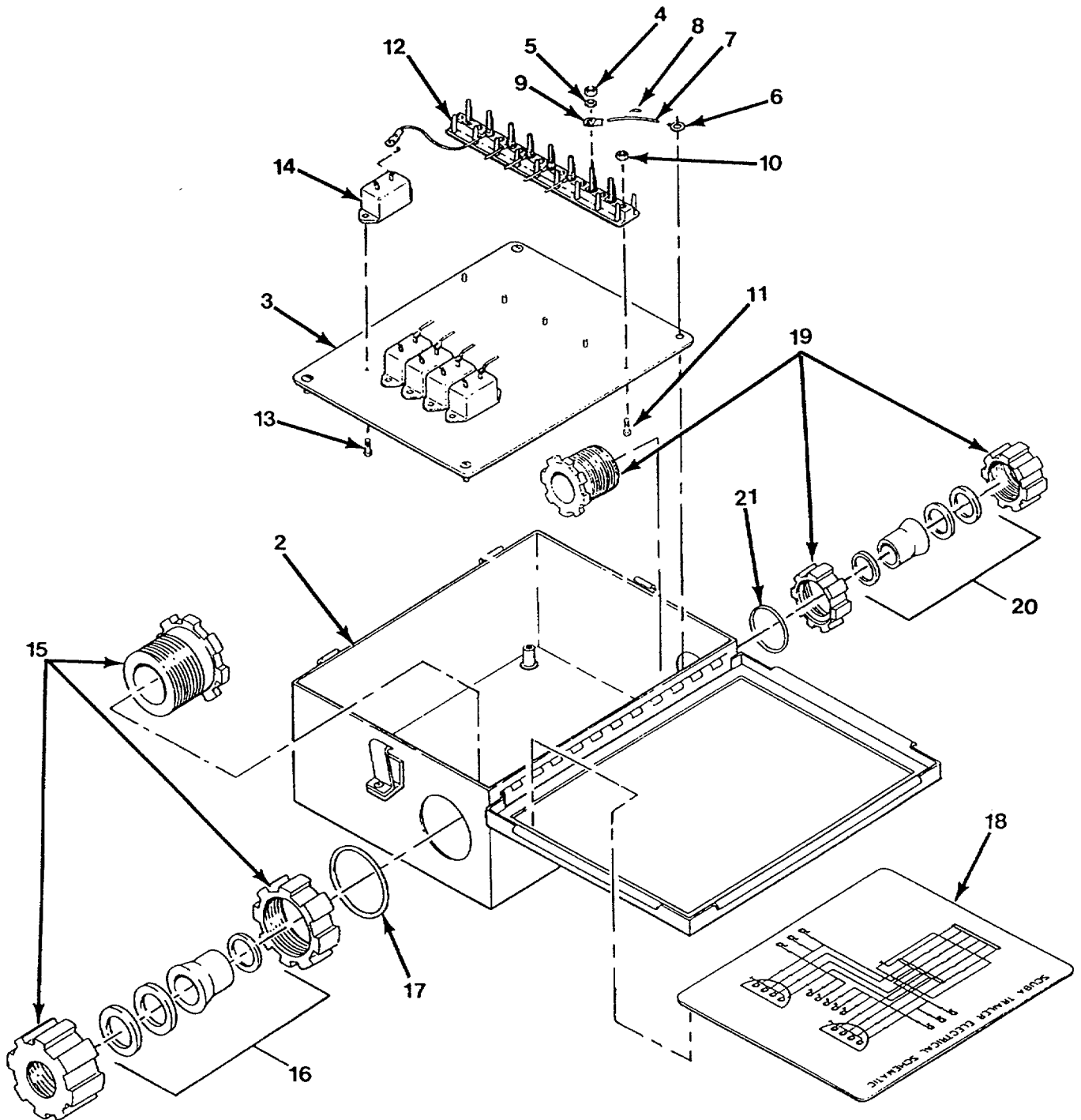


FIGURE 24. BOX ASSEMBLY, ELECTRICAL.

SECTION II

TM5-4220-233-24P

(1) ITEM NO	(2) SMR CODE	(3) NSN	(4) CAGEC	(5) PART NUMBER	(6) DESCRIPTION AND USABLE ON CODES (UOC) GROUP 02 TRAILER, SERVICING UNIT FIG. 24 BOX ASSEMBLY, ELECTRICAL	(7) QTY
1	XBOOO		22938	867-2000	BOX ASSY, ELEC.....	1
2	XBOZZ		22938	867-2001	ENCLOSURE, WTRTT	1
3	XBOZZ		22938	867-2002	PANEL, CMPNT MTG.....	1
4	PAOZZ	5310008071466	96906	MS21042-08	NUT, SELF-LOCKING, EX.....	6
5	PAOZZ	5310006853744	88044	AN960-C8	WASHER, FLAT	6
6	PAOZZ	5940001434780	96906	MS25036-108	TERMINAL, LUG	1
7	PAOZZ	6145001526499	81349	M13486/1-5	WIRE, ELECTRICAL	1
8	XBOZZ		96906	MS39020-1	BAND MARKER.....	9
9	PAOZZ	5940001434774	96906	MS25036-153	TERMINAL, LUG	11
10	PAOZZ	5310009390849	96906	MS21083C04	NUT, SELF-LOCKING, HE.....	5
11	PAOZZ	5305000545649	96906	MS51957-15	SCREW, MACHINE	5
12	PAOZZ	5940009268120	96906	MS27212-6-16	TERMINAL BOARD	1
13	PAOZZ	5305000546652	96906	MS51957-28	SCREW, MACHINE	10
14	PAOZZ		81349	M13516/5-2	CIRCUIT BREAKER	5
15	PAOZZ		81349	M19622/1A-006	STUFFING TUBE, NYL.....	1
16	PAOZZ		81349	M19622/20-0005	PACKING ASSEMBLY.....	1
17	PAOZZ		96906	MS28775-220	PACKING, PREFORMED	1
18	XBOZZ		22938	867-2003	PLACARD, ELEC SCHEM	1
19	PAOZZ		81349	M19622/1A-005	STUFFING TUBE NYL.....	1
20	PAOZZ		81349	M19622/19-0005	PACKING ASSEMBLY.....	1
21	PAOZZ		96906	MS28775-226	PACKING, PREFORMED	1

END OF FIGURE

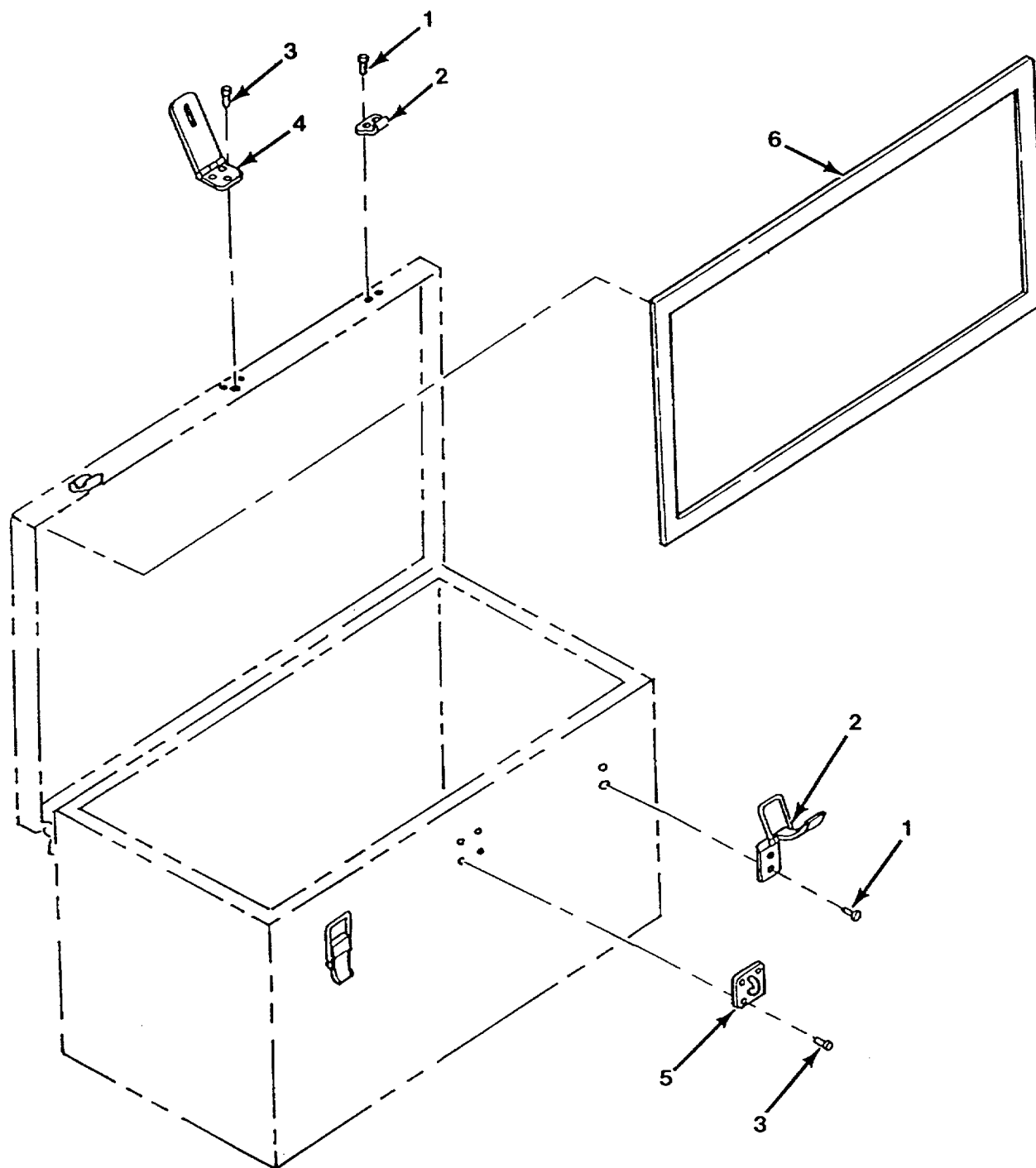


FIGURE 25. TOOL BOX TRAILER.

SECTION II

TM5-4220-233-24P

(1) ITEM NO	(2) SMR CODE	(3) NSN	(4) CAGEC	(5) PART NUMBER	(6) DESCRIPTION AND USABLE ON CODES (UOC) GROUP 02 TRAILER, SERVICING UNIT FIG. 25 TOOL BOX TRAILER	(7) QTY
1	PAFZZ	5320007540822	96906	MS20470AD4-5	RIVET, SOLID	8
2	PAFZZ		98003	SC-8-83314-2	LATCH.....	2
3	PAFZZ		96906	MS20470AD7-6	RIVET, SOL, UNV HD.....	7
4	PAFZZ		03007	STS91135	HASP.....	1
5	PAFZZ		03007	STS9133	SHACKLE	1
6	PAFZZ		39428	8694K67	WEATERSTRIP, NPRN.....	1

END OF FIGURE

SECTION II

TM5-4220-233-24P

(1) ITEM NO	(2) SMR CODE	(3) NSN	(4) CAGEC	(5) PART NUMBER	(6) DESCRIPTION AND USABLE ON CODES (UOC) GROUP BULK FIG. BULK	(7) QTY
1	PAFZZ		81346	ASTM-D 2000	SHEET, EDPM.....	1
2	PAOZZ		81346	ASTM-D4020	CLOTH, IMPREG.....	1

END OF FIGURE

CROSS-REFERENCE INDEXES

NATIONAL STOCK NUMBER INDEX					
STOCK NUMBER	FIG.	ITEM	STOCK NUMBER	FIG.	ITEM
6240-00-019-0877	14	73	5310-00-543-5933	5	14
6240-00-019-3093	14	69		11	4
6240-00-044-6914	14	70	5310-00-550-1130	14	61
5310-00-045-5001	14	18	5306-00-554-4767	20	16
5305-00-054-5649	24	11	5935-00-572-9180	23	7
5305-00-054-6652	24	13	6220-00-577-3434	14	56
5305-00-054-6672	5	39	5340-00-598-0146	5	57
5935-00-059-2841	22	3	3110-00-629-4112	6	8
5305-00-059-3659	2	14	5310-00-685-3744	24	5
	5	15	5325-00-703-9354	7	4
	11	3		8	5
5310-00-067-9507	14	34	6145-00-705-6686	22	2
5306-00-068-0514	14	30	5305-00-716-8186	14	35
5305-00-071-1324	5	38	5310-00-722-5998	5	65
5305-00-071-2081	20	45	6220-00-726-1916	14	66
5310-00-080-6004	14	3	5320-00-754-0822	4	7
5310-00-087-4652	14	2		25	1
3110-00-100-3537	17	7	5310-00-763-8920	14	17
5305-00-115-9526	14	67	5310-00-807-1466	24	4
5320-00-117-6828	10	8	5310-00-809-4058	14	29
5320-00-117-6853	3	7	5310-00-809-5998	20	44
5320-00-117-6884	3	3	5310-00-823-8803	14	15
	4	10	5315-00-839-5822	14	37
5940-00-143-4774	22	5	5315-00-842-3044	21	3
	23	3	5310-00-880-5978	5	45
	24	9	5310-00-897-5940	16	2
5940-00-143-4780	24	6	5310-00-902-6676	14	57
6145-00-152-6499	23	5	5310-00-903-8282	14	54
	24	7	5310-00-925-9645	14	10
4030-00-153-8711	20	9	5310-00-925-9646	5	64
5310-00-167-0721	19	7	5310-00-926-1835	5	55
5310-00-176-6271	14	41	5940-00-926-8120	24	12
3120-00-179-8950	20	33	5310-00-939-0849	24	10
5935-00-184-6707	23	9	5310-00-939-0850	5	44
5340-00-200-8560	19	3	5320-00-957-2513	13	7
9905-00-202-3639	14	65	5320-00-957-2515	2	18
5305-00-207-8253	2	7	5310-00-959-1488	14	23
	5	29	5310-00-959-7600	14	28
5310-00-225-6408	14	14	5305-00-984-4978	14	11
5310 00-225-6993	20	43	5975-00-984-6582	22	6
5310-00-241-6604	2	13		23	2
5305-00-253-5616	14	20	5305-00-988-7616	2	26
5305-00-267-8953	14	55	5305-00-989-7434	14	63
5305-00-269-2811	14	49	5305-00-993-1848	14	59
5305-00-269-3211	14	4	5330-01-016-0579	20	6
5310-00-275-6635	20	29	5307-01-021-1779	17	4
5315-00-298-1499	16	8	2530-01-087-0993	20	30
5310-00-483-8790	13	9	6220-01-093-4439	14	68
5310-00-543-2740	2	6	5310-01-100-5111	20	14
	5	30	5310-01-100-5112	20	23

CROSS-REFERENCE INDEXES

CAGEC	PART NUMBER	PART NUMBER INDEX		FIG.	ITEM
			STOCK NUMBER		
38056	A-3516F			5	3
38056	A-3517G			5	26
63307	AG-7135-EO			17	8
88044	AN960-C8		5310-00-685-3744	24	5
88044	AN960-616			21	4
16004	AP24780		3110-00-100-3537	17	7
81346	ASTM-D 2000			BULK	1
81346	ASTM-D4020			BULK	2
58536	A52463-1-08		6240-00-019-0877	14	73
58536	A52463-1-09		6240-00-019-3093	14	69
58536	A52463-2-10		6240-00-044-6914	14	70
80204	B1821BH025F088N		5306-00-068-0514	14	30
80204	B1821BH038C088N		5305-01-140-9118	13	11
80204	B1821BH050C450N		5305-00-071-2081	20	45
98003	HC204SS			4	8
80244	HH-T-791C, 5/8" DIA			23	6
25841	HP50N, SIZE 2			17	9
98003	HR-1			12	4
98003	HS-11			10	9
98003	HS200-2SS			4	9
96906	MS15795-805		5310-00-722-5998	5	65
96906	MS15795-807		5310-00-880-5978	5	45
96906	MS15795-808			5	56
96906	MS15795-810			2	5
96906	MS16562-165			21	12
22938	MS16843-1			14	47
96906	MS16995-52		5305-00-988-7616	2	26
96906	MS17829-10F			1	1
96906	MS17829-6C		5310-00-483-8790	13	9
96906	MS17830-4C		5310-00-241-6604	2	13
96906	MS17984C618			11	2
96906	MS20426AD5-7		5320-00-117-6884	3	3
				4	10
96906	MS20426AD8-12			10	4
96906	MS20470AD4-5		5320-00-754-0822	4	7
				25	1
96906	MS20470AD4-6		5320-00-117-6828	10	8
96906	MS20470AD6-8		5320-00-117-6853	3	7
96906	MS20470AD7-6			3	5
				4	3
				12	3
				25	3
96906	MS20604AD4W2		5320-00-957-2515	2	18
96906	MS20604AD4W6		5320-00-957-2513	13	7
96906	MS20604AD5W6			2	25
96900	MS21042-08		5310-00-807-1466	24	4
96906	MS21083C04		5310-00-939-0849	24	10
96906	MS21083C06		5310-00-925-9646	5	64
96906	MS21083C08		5310-00-939-0850	5	44
96906	MS21083C3		5310-00-926-1835	5	55

CROSS-REFERENCE INDEXES

CAGEC	PART NUMBER INDEX		FIG.	ITEM
	PART NUMBER	STOCK NUMBER		
96906	MS21083N04	5310-00-925-9645	14	10
96906	MS21083N3	5310-00-902-6676	14	57
96906	MS21083N4	5310-00-903-8282	14	54
96906	MS21237-1		14	27
96906	MS21318-22	5305-00-253-5616	14	20
96906	MS21919WDG5	5340-00-200-8560	19	3
96906	MS21919WDG6	5340-00-598-0146	5	57
96906	MS21919WDG9		14	53
96906	MS24625-20		19	9
96906	MS24665-283	5315-00-842-3044	21	3
96906	MS24665-353	5315-00-839-5822	14	37
96906	MS24665-360	5315-00-298-1499	16	8
96906	MS25036-108	5940-00-143-4780	24	6
96906	MS25036-153	5940-00-143-4774	22	5
			23	3
			24	9
96906	MS27144-3	5935-00-184-6707	23	9
96906	MS27183-10	5310-00-809-4058	14	29
96906	MS27183-14	5310-00-080-6004	14	3
96906	MS27183-18	5310-00-809-5998	20	44
96906	MS27183-21	5310-00-823-8803	14	15
96906	MS27183-47		14	58
96906	MS27183-56	5310-01-280-5795	13	10
96906	MS27212-6-16	5940-00-926-8120	24	12
96906	MS28775-220		24	17
96906	MS28775-226		24	21
96906	MS3367-1-0	5975-00-984-6582	22	6
			23	2
96906	MS35206-221	5305-00-984-4978	14	11
96906	MS35207-263	5305-00-989-7434	14	63
96906	MS35207-265	5305-00-993-1848	14	59
96906	MS35307-308	5305-00-207-8253	2	7
			5	29
96906	MS35333-40	5310-00-550-1130	14	61
96906	MS35333-41	5310-00-167-0721	19	7
96906	MS35333-73	5310-00-543-5933	5	14
			11	4
96906	MS35333-74	5310-00-543-2740	2	6
			5	30
96906	MS35340-50	5310-00-045-5001	14	18
96906	MS35387-2	9905-00-202-3639	14	65
96906	MS35423-1	6220-00-577-3434	14	56
96906	MS35423-2	6220-00-726-1916	14	66
96906	MS39020-1		22	4
			23	4
			24	8
96906	MS51922-17	5310-00-087-4652	14	2
96906	MS51922-21	5310-00-959-1488	14	23
96906	MS51922-33	5310-00-225-6993	20	43
96906	MS51922-37	5310-00-067-9507	14	34
96906	MS51922-41	5310-00-176-6271	14	41

CROSS-REFERENCE INDEXES

CAGEC	PART NUMBER	PART NUMBER INDEX		FIG.	ITEM
			STOCK NUMBER		
96906	MS51922-45		5310-00-897-5940	16	2
96906	MS51922-5		5310-00-959-7600	14	28
96906	MS51922-53		5310-00-225-6408	14	14
96906	MS51957-15		5305-00-054-5649	24	11
96906	MS51957-28		5305-00-054-6652	24	13
96906	MS51957-47		5305-00-054-6672	5	39
96906	MS51958-63		5305-00-059-3659	2	14
				5	15
				11	3
96906	MS51960-67		5305-00-071-1324	5	38
96906	MS51967-20		5310-00-763-8920	14	17
96906	MS52125-2		6220-01-093-4439	14	68
96906	MS75020-1		5935-00-059-2841	22	3
96906	MS90724-32			19	6
96906	MS90725-147			14	42
96906	MS90725-58		5305-00-115-9526	14	67
96906	MS90725-60		5305-00-269-3211	14	4
96906	MS90726-110		5305-00-716-8186	14	35
96906	MS90726-62			14	52
				16	11
96906	MS90726-67		5305-00-269-2811	14	49
96906	MS90726-69			14	32
96906	MS90727-174			14	16
96906	MS90727-5		5305-00-267-8953	14	55
81349	M13486/1-5		6145-00-152-6499	23	5
				24	7
81349	M13486/12-1		6145-00-705-6686	22	2
81349	M13516/5-2			24	14
81349	M19622/1A-005			24	19
81349	M19622/1A-006			24	15
81349	M19622/19-0005			24	20
81349	M19622/20-0005			24	16
81349	M83461/1-011			17	10
2X761	RNS1032-080B			4	5
2X761	RNS250-260			2	8
2X761	RNS616-285			2	33
98003	SC-8-83314-2			25	2
4X630	SS-8F-P4-90			5	54
14242	ST 1501			2	2
03007	STS91135			4	4
				25	4
03007	STS9133			3	6
				4	6
				25	5
22938	1-3743			15	1
22938	1-4010-5			16	5
22938	1-4250			14	40
22938	1-4251			14	36
22938	1-5904			21	2
13669	1007-20			6	12
13669	1010-200			6	19

CROSS-REFERENCE INDEXES

CAGEC	PART NUMBER	PART NUMBER INDEX		FIG.	ITEM
			STOCK NUMBER		
13669	1021-1			6	13
13669	1025-2			6	17
13669	1031-2			6	14
13669	1034-2			6	18
13669	1035-2			6	22
13669	1036-7			6	23
13669	1037-2			6	27
13669	1038-2			6	26
13669	1050			6	11
94189	10526			20	5
94189	10527			20	4
94189	10541			20	7
94189	10552		5330-01-016-0579	20	6
94189	10553			20	20
94189	10555		4030-00-153-8711	20	9
4X630	11251			13	12
13669	1129			5	31
94189	12099			20	28
96906	12360850-1			14	71
96906	12360870-2			14	72
94189	12489			20	36
94189	12552			20	22
19099	13230E5824			5	4
19099	13230E5825			5	27
19099	13230E5826			5	5
19099	13230E5827			6	1
19099	13230E5828			5	17
19099	13230E5829			5	18
19099	13230E5830			5	19
19099	13230E5831			5	61
19099	13230E5832			5	42
19099	13230E5833			5	60
19099	13230E5836			5	58
19099	13230E5837			5	59
19099	13230E5838			5	63
19099	13230E5839			5	20
19099	13230E5840			5	62
19099	13230E5842			5	53
19099	13230E5843			5	67
19099	13230E5844			5	68
19099	13230E5845			5	69
19099	13230E5847			9	2
19099	13230E5848			9	4
19099	13230E5849			9	3
19099	13230E5850			2	3
19099	13230E5851			2	32
19099	13230E5852			2	32
13669	1437			6	28
94189	1449-01		4730-01-100-5505	20	17
94189	15563			20	21
39428	1568A14			5	16

CROSS-REFERENCE INDEXES

CAGEC	PART NUMBER	PART NUMBER INDEX		FIG.	ITEM
			STOCK NUMBER		
94189	16019		3120-01-242-0981	20	19
73842	181-853-623-0			15	2
88893	190			3	4
				4	11
82084	2-14010			14	12
73842	208-057-500-0			15	4
15460	23-324			18	2
15460	23-325			18	2
94189	23744		2530-01-148-9269	20	27
6S752	2450SS-5/16			9	6
22938	3-3638			17	1
19220	3-4820 SS			3	8
94189	3328			20	34
33968	35360312		5307-01-021-1779	17	4
26151	359.5991			17	13
26151	359.5992			17	12
26151	359.6092			17	14
15460	36-93-3			18	3
39428	3623T17			9	9
22938	3638-6			17	5
70292	3801-20			9	5
39428	3827T31			9	8
13669	389-1679			6	
22938	4-8513			19	1
15460	40-204			18	11
15460	40-206			18	17
13669	4094-2			6	10
22938	4250			14	43
22938	4251			14	39
15460	43-4			18	15
15460	46-101			18	13
15460	46-102			18	14
15460	46-103			18	10
15460	46-7			18	22
15460	46-77			18	16
22938	4600-17			16	9
22938	4601-47			21	11
22938	4603-11			17	3
15460	47-109			18	9
15460	47-110-1			18	6
15460	47-111-1			18	6
22938	4702-6			16	10
15460	49-12			18	21
22938	4903-11			17	11
39428	4921K6			10	2
15460	5.2K			18	5
15460	5-112			18	7
15460	5-113			18	12
15460	5-4			18	20
22938	5-8504			19	14
22938	5101-11			16	3

CROSS-REFERENCE INDEXES

CAGEC	PART NUMBER	PART NUMBER INDEX		FIG.	ITEM
			STOCK NUMBER		
13669	5200-020147			6	16
13669	5200-021137			6	25
13669	5200-021227			6	21
22938	5203-20			14	25
22938	5203-21			14	7
22938	5204			21	6
22938	5205			21	10
22938	5206			21	13
22938	5206-2			21	5
22938	5268-3			19	5
22938	5269-2			19	2
15563	528VP			13	4
22938	5286-1			19	4
22938	5289-36			16	4
22938	5294-1			14	24
22938	5297-1			14	64
22938	5297-2			14	62
13669	5397-6			6	5
15460	54-60			18	18
1546P	54-62			18	4
15460	54-63			18	4
22938	5403-1			14	38
13669	5424		3110-00-629-4112	6	8
13669	5425			6	7
13669	5426			6	9
13669	5427			6	3
13669	5432			6	2
13669	5435-2			6	4
13669	5476-10141			6	15
13669	5476-11131			6	24
13669	5476-11220			6	20
22938	5707-3			20	42
22938	5707-4			20	41
22938	5708-1			20	1
22938	5713-5			20	40
13669	5728-15			6	30
22938	59-8517			19	12
22938	5904			21	7
22938	5908			21	15
22938	5909			21	14
22938	5910-867			21	8
13669	5945-0			6	6
13669	5950-2421			6	31
39428	5993K38			11	7
15460	6-10		5310-01-193-9080	18	19
22938	6-5951			14	1
22938	60-8517			19	15
22938	61-8517			19	8
22938	6152			17	6
22938	62-8517			19	11
22938	6319-2			21	16

CROSS-REFERENCE INDEXES

CAGEC	PART NUMBER	PART NUMBER INDEX		FIG.	ITEM
			STOCK NUMBER		
22938	6335-6			17	15
22938	65-5275			14	19
13669	6666			6	29
15460	69-55			18	8
22938	7-5951			14	13
22938	7-8214			18	1
15460	71-268			* 18	
22938	7613-11			14	51
94189	7745		5310-00-275-6635	20	29
94189	7768			20	8
94189	7784			20	31
64197	7839DC			15	5
94189	7937		5310-01-100-8767	20	15
94189	7938			20	3
94189	7948		5306-01-100-8680	20	35
94189	7949		5306-01-100-5113	20	2
94189	7971			20	11
94189	7976		5310-01-100-5112	20	23
94189	7985		5310-01-100-5111	20	14
94189	7994			20	10
94189	7997			20	25
22938	8-5289			14	44
30003	804AS121-2			19	10
22938	8206-1			17	2
4X630	8271			20	37
94189	8284			20	24
94189	8288		5306-00-554-4767	20	16
94189	8289			20	18
94189	8291		3120-00-179-8950	20	33
9418w	8294			20	12
94189	8295			20	13
94189	8297			20	32
94189	8298			20	26
22938	8300-280			21	9
94189	8301		2530-01-087-0993	20	30
4X630	833-00-200			1	3
4X630	833-00-901-2			13	8
4X630	833-00-902			2	20
4X630	833-01-200			13	13
4X630	833-01-901			13	14
4X630	833-02-000			2	1
4X630	833-02-001			2	17
4X630	833-02-002			5	1
4X630	833-02-003			3	1
4X630	833-02-004			3	2
4X630	833-02-005			4	1
4X630	833-02-006			4	2
4X630	833-02-007			7	1
4X630	833-02-008			8	1
4X630	833-02-009			9	1
4X630	833-02-010			10	1

CROSS-REFERENCE INDEXES

CAGEC	PART NUMBER	PART NUMBER INDEX		FIG.	ITEM
			STOCK NUMBER		
4X630	833-02-012			11	1
4X630	833-02-013			2	10
				13	3
4X630	833-02-014			12	1
4X630	833-02-015			10	3
4X630	833-02-016			12	2
4X630	833-02-101			5	51
4X630	833-02-102			5	46
4X630	833-02-103			5	41
4X630	833-02-104			5	43
4X630	833-02-105			5	47
4X630	833-02-106			5	49
4X630	833-02-107			5	50
4X630	833-02-108			5	52
4X630	833-02-109			5	66
4X630	833-02-200			5	2
4X630	833-02-201			5	40
4X630	833-02-202			5	48
4X630	833-02-203			7	2
				8	2
4X630	833-02-204			3	9
4X630	833-02-205			2	4
4X630	833-02-208			13	5
4X630	833-02-209-1			2	24
4X630	833-02-210			11	6
4X630	833-02-211			11	8
4X630	833-02-212			11	9
4X630	833-02-214			10	6
4X630	833-02-215			10	5
4X630	833-02-216			2	27
4X630	833-02-217			2	28
4X630	833-02-218			2	29
4X630	833-02-219			2	30
4X630	833-02-501			2	15
4X630	833-02-901-01			5	6
4X630	833-02-901-02			5	7
4X630	833-02-901-03			5	8
4X630	833-02-901-04			5	9
4X630	833-02-901-05			5	10
4X630	833-02-901-06			5	11
4X630	833-02-901-07			5	12
4X630	833-02-901-08			5	13
4X630	833-02-901-1			2	19
4X630	833-02-902			5	37
4X630	833-02-903-01			5	22
4X630	833-02-903-02			5	24
4X630	833-02-903-03			5	34
4X630	833-02-903-04			5	36
4X630	833-02-904-01			5	28
4X630	833-02-904-02			5	23
4X630	833-02-904-03			5	35

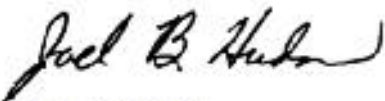
CROSS-REFERENCE INDEXES

CAGEC	PART NUMBER	PART NUMBER INDEX		FIG.	ITEM
			STOCK NUMBER		
4X630	833-02-905			5	21
4X630	833-02-906			5	32
4X630	833-02-907-01			5	25
4X630	833-02-907-02			5	33
4X630	833-02-908			2	22
98652	8338566		5935-00-572-9180	23	7
98652	8338567			23	8
94189	8388			20	38
94189	8389			20	39
94222	85-11-380-16		5325-00-703-9354	7	4
				8	5
94222	85-16-420-16			2	9
				13	2
94222	85-34-201-20		5310-01-102-9221	7	3
				8	4
94222	85-35-308-55			2	12
94222	85-35-309-56		5325-01-301-7903	3	10
				7	5
				8	3
				13	6
39428	8507K16			10	7
22938	867			13	1
22938	867-1000			14	26
22938	867-1024-1			14	6
22938	867-1024-2			14	5
22938	867-2000			24	1
22938	867-2001			24	2
22938	867-2002			24	3
22938	867-2003			24	18
22938	867-22420			16	1
22938	867-22420-2			16	6
22938	867-2500			23	1
22938	867-2600			22	1
22938	867-3002			14	60
22938	867-4301			14	50
22938	867-4302			14	45
22938	867-4303			14	46
22938	867-4304			14	48
22938	867-4305			14	33
22938	867-5000			14	22
22938	867-5901			21	1
22938	867-6000			14	31
22938	867-7000			14	21
22938	867-8513-2			19	13
39428	8693K22			2	31
39428	8694K62			2	11
39428	8694K67			25	6
39428	8694K77			2	21
15460	87-1			18	23
3942'	8827T41			14	9
39428	8827T42			14	8

CROSS-REFERENCE INDEXES

CAGEC	PART NUMBER INDEX		FIG.	ITEM
	PART NUMBER	STOCK NUMBER		
4X630	833-02-905		5	21
4X630	833-02-906		5	32
4X630	833-02-907-01		5	25
4X630	833-02-907-02		5	33
4X630	833-02-908		2	22
98652	8338566	5935-00-572-9180	23	7
98652	8338567		23	8
94189	8388		20	38
94189	8389		20	39
94222	85-11-380-16	5325-00-703-9354	7	4
			8	5
94222	85-16-420-16		2	9
			13	2
94222	85-34-201-20	5310-01-102-9221	7	3
			8	4
94222	85-35-308-55		2	12
94222	85-35-309-56	5325-01-301-7903	3	10
			7	5
			8	3
			13	6
39428	8507K16		10	7
22938	867		13	1
22938	867-1000		14	26
22938	867-1024-1		14	6
22938	867-1024-2		14	5
22938	867-2000		24	1
22938	867-2001		24	2
22938	867-2002		24	3
22938	867-2003		24	18
22938	867-22420		16	1
22938	867-22420-2		16	6
22938	867-2500		23	1
22938	867-2600		22	1
22938	867-3002		14	60
22938	867-4301		14	50
22938	867-4302		14	45
22938	867-4303		14	46
22938	867-4304		14	48
22938	867-4305		14	33
22938	867-5000		14	22
22938	867-5901		21	1
22938	867-6000		14	31
22938	867-7000		14	21
22938	867-8513-2		19	13
39428	8693K22		2	31
39428	8694K62		2	11
39428	8694K67		25	6
39428	8694K77		2	21
15460	87-1		18	23
39428	8827T41		14	9
39428	8827T42		14	8

By Order of the Secretary of the Army:

Official: 

JOEL B. HUDSON
*Administrative Assistant to the
Secretary of the Army*
02338

DENNIS J. REIMER
*General, United States Army
Chief of Staff*

DISTRIBUTION:

To be distributed in accordance with DA Form 12-25-E, block no. 6353, requirements for TM 5-4220-233-24P.

These are the instructions for sending an electronic 2028


The following format must be used if submitting an electronic 2028. The subject line must be exactly the same and all fields must be included; however only the following fields are mandatory: 1, 3, 4, 5, 6, 7, 8, 9, 10, 13, 15, 16, 17, and 27.

From: "Whomever" <whomever@avma27.army.mil>
To: mpmtYoavma28@st-louis-emh7.army.mil
Subject: DA Form 2028

1. ***From:*** Joe Smith
2. ***Unit:*** home
3. ***Address:*** 4300 Park
4. ***City:*** Hometown
5. ***St.:*** MO
6. ***Zip:*** 77777
7. ***Date Sent:*** 19-OCT-93
8. ***Pub no:*** 55-2840-229-23
9. ***Pub Title:*** TM
10. ***Publication Date:*** 04-JUL-85
11. ***Change Number:*** 7
12. ***Submitter Rank:*** MSG
13. ***Submitter FName:*** Joe
14. ***Submitter MName:*** T
15. ***Submitter LName:*** Smith
16. ***Submitter Phone:*** 123-123-1234
17. ***Problem:*** 1
18. ***Page:*** 2
19. ***Paragraph:*** 3
20. ***Line:*** 4
21. ***NSN:*** 5
22. ***Reference:*** 6
23. ***Figure:*** 7
24. ***Table:*** 8
25. ***Item:*** 9
26. ***Total:*** 123
27. ***Text:***

This is the text for the problem below line 27.

RECOMMENDED CHANGES TO EQUIPMENT TECHNICAL PUBLICATIONS

		SOMETHING WRONG WITH PUBLICATION	
		FROM: (PRINT YOUR UNIT'S COMPLETE ADDRESS)	
		DATE SENT	
PUBLICATION NUMBER		PUBLICATION DATE	PUBLICATION TITLE
BE EXACT PIN-POINT WHERE IT IS			
PAGE NO.	PARA-GRAPH	FIGURE NO.	TABLE NO.
IN THIS SPACE, TELL WHAT IS WRONG AND WHAT SHOULD BE DONE ABOUT IT.			
PRINTED NAME, GRADE OR TITLE AND TELEPHONE NUMBER			SIGN HERE

The Metric System and Equivalents

Linear Measure

1 centimeter = 10 millimeters = .39 inch
 1 decimeter = 10 centimeters = 3.94 inches
 1 meter = 10 decimeters = 39.37 inches
 1 dekameter = 10 meters = 32.8 feet
 1 hectometer = 10 dekameters = 328.08 feet
 1 kilometer = 10 hectometers = 3,280.8 feet

Weights

1 centigram = 10 milligrams = .15 grain
 1 decigram = 10 centigrams = 1.54 grains
 1 gram = 10 decigrams = .035 ounce
 1 decagram = 10 grams = .35 ounce
 1 hectogram = 10 decagrams = 3.52 ounces
 1 kilogram = 10 hectograms = 2.2 pounds
 1 quintal = 100 kilograms = 220.46 pounds
 1 metric ton = 10 quintals = 1.1 short tons

Liquid Measure

1 centiliter = 10 milliliters = .34 fl. ounce
 1 deciliter = 10 centiliters = 3.38 fl. ounces
 1 liter = 10 deciliters = 33.81 fl. ounces
 1 dekaliter = 10 liters = 2.64 gallons
 1 hectoliter = 10 dekaliters = 26.42 gallons
 1 kiloliter = 10 hectoliters = 264.18 gallons

Square Measure

1 sq. centimeter = 100 sq. millimeters = .155 sq. inch
 1 sq. decimeter = 100 sq. centimeters = 15.5 sq. inches
 1 sq. meter (centare) = 100 sq. decimeters = 10.76 sq. feet
 1 sq. dekameter (are) = 100 sq. meters = 1,076.4 sq. feet
 1 sq. hectometer (hectare) = 100 sq. dekameters = 2.47 acres
 1 sq. kilometer = 100 sq. hectometers = .386 sq. mile

Cubic Measure

1 cu. centimeter = 1000 cu. millimeters = .06 cu. inch
 1 cu. decimeter = 1000 cu. centimeters = 61.02 cu. inches
 1 cu. meter = 1000 cu. decimeters = 35.31 cu. feet

Approximate Conversion Factors

<i>To change</i>	<i>To</i>	<i>Multiply by</i>	<i>To change</i>	<i>To</i>	<i>Multiply by</i>
inches	centimeters	2.540	ounce-inches	Newton-meters	.007062
feet	meters	.305	centimeters	inches	.394
yards	meters	.914	meters	feet	3.280
miles	kilometers	1.609	meters	yards	1.094
square inches	square centimeters	6.451	kilometers	miles	.621
square feet	square meters	.093	square centimeters	square inches	.155
square yards	square meters	.836	square meters	square feet	10.764
square miles	square kilometers	2.590	square meters	square yards	1.196
acres	square hectometers	.405	square kilometers	square miles	.386
cubic feet	cubic meters	.028	square hectometers	acres	2.471
cubic yards	cubic meters	.765	cubic meters	cubic feet	35.315
fluid ounces	milliliters	29.573	cubic meters	cubic yards	1.308
pints	liters	.473	milliliters	fluid ounces	.034
quarts	liters	.946	liters	pints	2.113
gallons	liters	3.785	liters	quarts	1.057
ounces	grams	28.349	liters	gallons	.264
pounds	kilograms	.454	grams	ounces	.035
short tons	metric tons	.907	kilograms	pounds	2.205
pound-feet	Newton-meters	1.356	metric tons	short tons	1.102
pound-inches	Newton-meters	.11296			

Temperature (Exact)

°F	Fahrenheit temperature	5/9 (after subtracting 32)	Celsius temperature	°C
----	---------------------------	-------------------------------	------------------------	----

PIN: 074869-000